

PORTA

ROMANA



“I believe in buying
only the things you
can’t live without,

the objects
you’ll love *forever,*

and you’ll use
until there’s no *life*
left in them.”

Andrew Hills, Creative Director

PORTA ROMANA

Product Guide 2022 Contents

Introduction

Our Story	4
Made to Order	6
Responsible Design	8
How to use this guide	10

Products

Furniture	13
Mirrors	39
Table Lamps	55
Floor Lamps	115
Wall Lights	127
Ceiling Lights	171
Lampshades	205

Information

Lampshade Pricing	208
Terms & Conditions	212
Wiring Information	213
Shipping Information	214
Policies, Standards & Warranty	215
Agents & Distributors	216
Index	218

Our Story

In a world where products are rarely made to last, we create objects to be loved for a lifetime and more. Inspired by the beauty in the natural world, we transform the ordinary into the extraordinary, with a design language that pushes boundaries through our use of innovative techniques and materials.

Founded in 1988 by Andrew and Sarah Hills, Porta Romana has continuously grown and evolved. From humble beginnings in a tiny London workshop, to creating a lighting installation for the Royal Academy of Arts, we have designed iconic pieces for countless homes, galleries and hotels.




Craftspeople are the heart of Porta Romana, and we're fortunate enough to work with exceptional makers from across the British Isles.

Porta Romana is British Made

Every glassblower, ceramicist, metalworker and sculptor brings their expert knowledge to the fabrication of our designs and imprints each one with a unique character. In nurturing established and emerging British artisans, we are able to keep the majority of our production local.

Since we first started, the painting studio has been central to our designs.






It's there that we've spent three decades building on the craft of hand painted finishes, developing our own unique library. Each patination takes weeks to develop, sampling layers of colour up and down from light to dark and back again, in search of the perfect and unique Porta Romana finish.

By working closely with local makers and building personal relationships over years, we're able to understand each part of their process first-hand.

This means we can input at every stage of making, bridging the gap from sketch to finished product. At the same time, we're not bound to our own plans, and allow the pieces to grow and evolve in the trusted hands of our makers.

Collaboration is the key to everything we do at Porta Romana.





Made to Order

At Porta Romana, every piece is an original. Whether you select from our designs, or customise your own, every piece we make is handmade for you.

That means every little detail can be tailored to work with your interior – from fabrics and finishes, to creating something totally bespoke.



Painted Finishes

All our painted pieces are available in any finish or select from the Porta Romana library. Simply provide us with a reference and we'll match it.

Table Tops

Marble, glass, oak, lacquer and faux limestone are all options to complete your furniture piece, and can be cut to millimetre perfection to fit your space.

Lampshade Studio

From shape and fabric, to lining and trim, you can build your perfect lampshade, and many options are available on a one-week lead time. Please see page 206 for details.

Lamp Details

You can specify every detail of your piece with our range of finishes for lampholders, switches and flexes, and we can supply you with any required flex length.

For our full range of shades, finishes, table tops and details, please visit portaromana.com




PR

Custom

Many Porta Romana pieces are fully customisable. Products can be scaled up or down, proportions can be changed, and designs can be painted to your choice.

So whether you want to amend the depth of your Stanley console, or increase the height of your Laurel mirror, just let us know. If there's not an evident solution, we'll try to think of one.

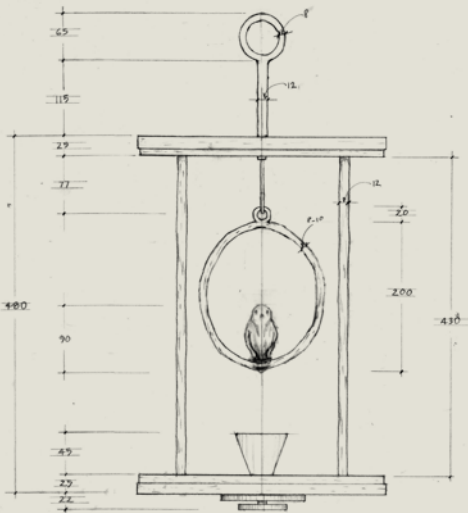


Bespoke

If you've got a concept for a brand new piece, we'd love the opportunity to collaborate with you on something totally bespoke.

In addition, you can evolve a piece from our existing collection into something new.

PR



Responsible Design

We take sustainability as seriously as we take our craft. From how a product is made, what it is made from and how it gets to you, we put as much thought into its environmental impact as we do its design.

We are making fundamental changes to reduce the impact we have on our planet. There's still a long way to go, but we are building towards a more sustainable future.



Below: The Nash lamp is our first piece cast in more eco-friendly jesmonite.



With sustainable practices in mind, The Upcycling Club is our promise to you that our pieces are made to be loved and built to last.

Restoration

With The Upcycling Club, we offer the complete restoration of your favourite pieces, including updated finishes and rewiring. This way you can bring them back to their original condition, or as close as possible, at any time.

Alternatively, our talented team of artists can adapt any piece, new or old. Whether that's changing the finish, switching the flex or swapping a shade, The Upcycling Club can create something for you that's new and entirely unique



Part-Exchange

There are some changes a refurbishment just can't fix. On those occasions, we will happily accept your existing pieces back in part-exchange for something new. In return we will give you a credit note valuation for your existing pieces, or if you prefer we can make a donation to our charity, SOS Africa.

Our commitment to British Made goes hand in hand with our sustainability goals.

This means we're able to make 80% of our range no more than 45 miles from our Farnham head office.

On the occasion that we do import from overseas, we reduce our impact by shipping instead of air freighting, and we offset our emissions by making a donation to a UN Carbon Offset Platform project, chosen by our team.

But we think it's right to highlight where we can still improve, and what we plan to do about it.

To read about our sustainability aims, or to download our statement, please visit portaromana.com



Porta Romana X Tala Light Bulbs

We have created our own light bulbs in partnership with Tala, the makers of superior and sustainable LED bulbs.

Tala bulbs, supplied with all our products have a high Colour Rendering Index (CRI) of 95, matching the quality of lighting used in galleries. What's more, we've created our own colour temperature that perfectly compliments our pieces.



How to use this guide

Quickship

Look out for our Quickship icon. It refers to a selection of popular classics and new pieces on a 72 hour despatch from our Headquarters in Surrey. With Quickship you can still select from any of our fabric and card linings to perfectly tailor your piece.

For further information visit our website or contact sales@portaromana.com



Key



CUSTOM
Suitable for customisation.
See page 7 for more information



FINISH
Can be painted in alternative finishes at no extra cost



MARBLE TOPS
Furniture that is suitable for marble and stone tops



BATHROOM Adapted for use in wet rooms. See page 213 for more details



ROD & BOLT
Table lamps that are suitable for rodding and bolting on yachts



EXTERNAL WIRING
Flex exits from the lampholder



KEYHOLE
Lampshade that requires wall fixing



SWITCH
Wall Lights that can be wired with a push switch

Dimensions & Weights

— Porta Romana products are made by hand which means variations will occur. Dimensions and weights are provided as a guide.
— Where a dimension is shown as an approximate value, the variation can be as much as 35mm.
— Inches are rounded to the nearest ¼”
— Images in this guide are not accurately scaled in relation to one another. Please refer to dimensions.

HEIGHT
is measured from the base of the item to the bottom of the lamp holder

HEIGHT WITH SHADE
is measured from the base of the item to the top of the lampshade

PROJECTION
includes the recommended lampshade

LAMP SHADE DIMENSIONS
are shown **BASE x TOP x SLOPE** or **BASE x DEPTH x SLOPE**



Furniture



Rhomboid Console in French Brass with Black Lacquer



Old Rust with Calacatta Primavera

Stanley Console CCT58

DIMENSIONS
H 870mm | 34 ½"
W 1650mm | 65"

DEPTH
550mm | 21 ¾"


CONSTRUCTED FROM
Forged steel with decorative finish and marble top



FINISHES
1. Verdigris
2. Old Rust
3. Custom Finish



This piece requires a
dedicated carrier and
chargable crate.



Gold with Calacatta Primavera

Logan Console CCT53

DIMENSIONS
H 770mm | 30 ½"
W 1525mm | 60 ¼"

DEPTH
500mm | 19 ¾"

CONSTRUCTED FROM
Forged steel with decorative finish and marble or polished
wood top



FINISHES
1. Carbon
2. Gold
3. Custom Finish



This piece requires a
dedicated carrier and
chargable crate.



Verdigris with Calacatta Primavera

Stanley Coffee Table CFT16

DIMENSIONS
H 455mm | 18"

DIAMETER
1050mm | 41 ½"

CONSTRUCTED FROM
Forged steel with decorative finish and marble or
toughend glass top



FINISHES
1. Verdigris
2. Old Rust
3. Custom Finish



This piece requires a
dedicated carrier and
chargable crate.



Gold with French Polish

Logan Hall Table CCT54

DIMENSIONS
H 850mm | 33 ½"
W 1300mm | 51 ¼"

DEPTH
250mm | 10"

CONSTRUCTED FROM
Forged steel with decorative finish and marble or polished
wood top



FINISHES
1. Carbon
2. Gold
3. Custom Finish



This piece requires a
dedicated carrier and
chargable crate.



Carbon with Calacatta Primavera

Logan Cocktail Table CST52

DIMENSIONS
H 550mm | 21 ¾"

DIAMETER
400mm | 15 ¾"

CONSTRUCTED FROM
Forged steel with decorative finish and marble or polished wood top



FINISHES
1. Carbon
2. Gold
3. Custom Finish



This piece requires a dedicated carrier and chargeable crate.



Gold with French Polish

Logan Wall Mount Console CCT55

DIMENSIONS
H 420mm | 16 ¾"
W 1500mm | 59 ¼"

DEPTH
350mm | 14"


CONSTRUCTED FROM
Forged steel with decorative finish and marble or polished wood top



FINISHES
1. Carbon
2. Gold
3. Custom Finish



This piece requires a dedicated carrier and chargeable crate.



Carbon with Calacatta Primavera

Logan Oval Coffee Table CFT15

DIMENSIONS
H 440mm | 17 ½"
W 1450mm | 57 ¼"

DEPTH
850mm | 33 ½"


CONSTRUCTED FROM
Forged steel with decorative finish and marble or toughend glass top



FINISHES
1. Carbon
2. Gold
3. Custom Finish



This piece requires a dedicated carrier and chargeable crate.



Gold with Calacatta Primavera

Logan Dining Table CCT57

DIMENSIONS
H 720mm | 28 ½"
W 1900mm | 75"

DEPTH
845mm | 33 ½"

CONSTRUCTED FROM
Forged steel with decorative finish and marble or polished wood top



FINISHES
1. Carbon
2. Gold
3. Custom Finish



This piece requires a dedicated carrier and chargeable crate.



Burnt Silver with Black Glass

Salvatore Console Small CCT08

DIMENSIONS
H 810mm | 32"
W 1065mm | 42"


DEPTH
250mm | 10"

CONSTRUCTED FROM
Forged steel with decorative finish and toughend glass top



FINISHES

- 1. Bronzed
- 2. Burnished Silver
- 3. Burnt Silver
- 4. French Brass
- 5. Custom Finish



This piece requires a dedicated carrier and chargeable crate.



French Brass with Grey Marble Glass

Salvatore Console Large CCT08L

DIMENSIONS
H 855mm | 33 ¾"
W 1500mm | 59 ¼"


DEPTH
500mm | 19 ¾"

CONSTRUCTED FROM
Forged steel with decorative finish and toughend glass top



FINISHES

- 1. Bronzed
- 2. Burnished Silver
- 3. Burnt Silver
- 4. French Brass
- 5. Custom Finish



This piece requires a dedicated carrier and chargeable crate.



Burnt Silver with Clear Glass

Salvatore Oval Coffee Table CFT11L

DIMENSIONS
H 420mm | 16 ¾"
W 1270mm | 50"


DEPTH
770mm | 30 ½"

CONSTRUCTED FROM
Forged steel with decorative finish and toughend glass top



FINISHES

- 1. Bronzed
- 2. Burnished Silver
- 3. Burnt Silver
- 4. French Brass
- 5. Custom Finish



This piece requires a dedicated carrier and chargeable crate.



French Brass with Black Glass

Salvatore Nest Of Tables CST39

DIMENSIONS
H 600mm | 23 ¾"
W 602mm | 23 ¾"


DEPTH
500mm | 19 ¾"

CONSTRUCTED FROM
Forged steel with decorative finish and toughend glass top




FINISHES

- 1. Bronzed
- 2. Burnt Silver
- 3. French Brass
- 4. Custom Finish



This piece requires a dedicated carrier and chargeable crate.



Giacometti Slimline Console Small CCT01S


DIMENSIONS
H 850mm | 33 ½"
W 1200mm | 47 ¼"

DEPTH
400mm | 15 ¾"

CONSTRUCTED FROM
Forged steel with decorative finish and lacquered wood or marble top



FINISHES
1. Bronzed
2. Burnt Silver
3. Versailles Gold
4. Custom Finish



This piece requires a dedicated carrier and chargeable crate.

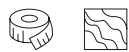


Giacometti Slimline Console Large CCT01L


DIMENSIONS
H 850mm | 33 ½"
W 1500mm | 59 ¼"

DEPTH
400mm | 15 ¾"

CONSTRUCTED FROM
Forged steel with decorative finish and lacquered wood or marble top



FINISHES
1. Bronzed
2. Burnt Silver
3. Versailles Gold
4. Custom Finish



This piece requires a dedicated carrier and chargeable crate.



Giacometti Small Console CCT52

DIMENSIONS
H 850mm | 33 ½"
W 1200mm | 47 ¼"

DEPTH
250mm | 10"

CONSTRUCTED FROM
Forged steel with decorative finish and marble or polished wood top



FINISHES
1. Carbon
2. Gold
3. Custom Finish



This piece requires a dedicated carrier and chargeable crate.



Giacometti Large Console CCT51

DIMENSIONS
H 850mm | 33 ½"
W 1500mm | 59 ¼"

DEPTH
500mm | 19 ¾"

CONSTRUCTED FROM
Forged steel with decorative finish and marble or polished wood top



FINISHES
1. Carbon
2. Gold
3. Custom Finish



This piece requires a dedicated carrier and chargeable crate.



Carbon with Verde Fantastico

Giacometti Cocktail Table CST51

DIMENSIONS
H 550mm | 21 ¾"

DIAMETER
400mm | 15 ¾"

CONSTRUCTED FROM
Forged steel with decorative finish and marble or polished wood top



FINISHES
1. Carbon
2. Gold
3. Custom Finish



This piece requires a dedicated carrier and chargeable crate.



Burnt Silver with Faux Limestone

Giacometti Side Table CST01


DIMENSIONS
H 555mm | 22"
W 555mm | 22"

DEPTH
400mm | 15 ¾"

CONSTRUCTED FROM
Forged steel with decorative finish and lacquered wood or marble top



FINISHES
1. Bronzed
2. Burnt Silver
3. Versailles Gold
4. Custom Finish



This piece requires a dedicated carrier and chargeable crate.



Carbon with Calacatta Primavera

Giacometti Champagne Table CST50

DIMENSIONS
H 550mm | 21 ¾"

DIAMETER
555mm | 22"

CONSTRUCTED FROM
Forged steel with decorative finish and marble or polished wood top



FINISHES
1. Carbon
2. Gold
3. Custom Finish



This piece requires a dedicated carrier and chargeable crate.



Versailles Gold with Chestnut

Giacometti Oval Drum Table CST13


DIMENSIONS
H 550mm | 21 ¾"
W 630mm | 25"

DEPTH
530mm | 21"

CONSTRUCTED FROM
Forged steel with decorative finish and beech veneer or lacquered wood top



FINISHES
1. Burnt Silver
2. Versailles Gold
3. Custom Finish



This piece requires a dedicated carrier and chargeable crate.



Carbon with Verde Fantastico

Giacometti Centre Table CRT06

DIMENSIONS
H 720mm | 28 ½"

DIAMETER
715mm | 28 ¼"

CONSTRUCTED FROM
Forged steel with decorative finish and marble or polished wood top



FINISHES
1. Carbon
2. Gold
3. Custom Finish



This piece requires a dedicated carrier and chargeable crate.



Gold with Calacatta Primavera

Giacometti Gamma Table CST49

DIMENSIONS
H 550mm | 21 ¾"

DIAMETER
525mm | 20 ¾"

CONSTRUCTED FROM
Forged steel with decorative finish and marble or polished wood top



FINISHES
1. Carbon
2. Gold
3. Custom Finish



This piece requires a dedicated carrier and chargeable crate.



Gold with Calacatta Primavera

Giacometti Lamp Table CST47

DIMENSIONS
H 700mm | 27 ¾"
W 550mm | 21 ¾"

DEPTH
400mm | 15 ¾"

CONSTRUCTED FROM
Forged steel with decorative finish and marble or polished wood top



FINISHES
1. Carbon
2. Gold
3. Custom Finish



This piece requires a dedicated carrier and chargeable crate.



Carbon with Calacatta Primavera

Giacometti Smoking Table CST48

DIMENSIONS
H 550mm | 21 ¾"

DIAMETER
475mm | 18 ¾"

CONSTRUCTED FROM
Forged steel with decorative finish and marble or polished wood top



FINISHES
1. Carbon
2. Gold
3. Custom Finish



This piece requires a dedicated carrier and chargeable crate.



Versailles Gold with velvet raised seat pad
(Cusomer's own material)

Giacometti Bench CSB03

DIMENSIONS
H 420mm | 16 ¾"
W 1300mm | 51 ¼"

DEPTH
450mm | 17 ¾"


CONSTRUCTED FROM
Forged steel with decorative finish and silk covered
seat pad

FABRIC QUANTITY
2 meters of fabric required for customer own material




FINISHES

1. Bronzed
2. Burnt Silver
3. Versailles Gold
4. Custom Finish



This piece requires a
dedicated carrier and
chargable crate.



Carbon with Carbon Linen seat pad

Giacometti Slimline Bench CSB05

DIMENSIONS
H 490mm | 19 ½"
W 1350mm | 53 ¼"

DEPTH
455mm | 18"

CONSTRUCTED FROM
Forged steel with decorative finish and silk or fabric
covered seat pad

FABRIC QUANTITY
2 meters of fabric required for customer own material



FINISHES

1. Carbon
2. Gold
3. Custom Finish



This piece requires a
dedicated carrier and
chargable crate.



Versailles Gold with silk seat pad
(Cusomer's own material)

Giacometti Stool CSB01

DIMENSIONS
H 420mm | 16 ¾"
W 610mm | 24 ¼"

DEPTH
420mm | 16 ¾"


CONSTRUCTED FROM
Forged steel with decorative finish and silk covered
seat pad

FABRIC QUANTITY
1 meter of fabric required for customer own material



FINISHES

1. Bronzed
2. Burnt Silver
3. Versailles Gold
4. Custom Finish



This piece requires a
dedicated carrier and
chargable crate.



Gold with Carbon Linen seat pad

Giacometti Ottoman CSB06

DIMENSIONS
H 430mm | 17"
W 1300mm | 51 ¼"

DEPTH
900mm | 35 ½"

CONSTRUCTED FROM
Forged steel with decorative finish and carbon covered
seat pad

FABRIC QUANTITY
4.5m meters of fabric required for customer own material



FINISHES

1. Carbon
2. Gold
3. Custom Finish



This piece requires a
dedicated carrier and
chargable crate.



Gold with Calacatta Primavera

Giacometti Dining Table CCT50

DIMENSIONS
H 720mm | 28 ½"
W 1900mm | 75"

DEPTH
850mm | 33 ½"

CONSTRUCTED FROM
Forged steel with decorative finish and marble or polished wood top



FINISHES
1. Carbon
2. Gold
3. Custom Finish



This piece requires a dedicated carrier and chargeable crate.



Decayed Gold with Black Lacquer

Honeycomb Console CCT35


DIMENSIONS
H 860mm | 34"
W 1500mm | 59 ¼"

DEPTH
350mm | 14"


CONSTRUCTED FROM
Steel with decorative finish and oak veneer or lacquered top



FINISHES
1. Bronzed
2. Decayed Gold
3. Decayed Silver
4. Plaster White
5. Custom Finish



This piece requires a dedicated carrier and chargeable crate.



Versailles Gold with Faux Limestone

Giacometti Coffee Table CFT01


DIMENSIONS
H 420mm | 16 ¾"
W 1300mm | 51 ¼"

DEPTH
900mm | 35 ½"

CONSTRUCTED FROM
Forged steel with decorative finish and lacquered wood, marble or toughened glass top



FINISHES
1. Bronzed
2. Burnt Silver
3. New Bronze
4. Versailles Gold
5. Custom Finish



This piece requires a dedicated carrier and chargeable crate.



Decayed Gold with Dark Fumed Oak

Honeycomb Side Table CST34


DIMENSIONS
H 535mm | 21 ¼"

DIAMETER
520mm | 20 ½"

CONSTRUCTED FROM
Steel with decorative finish and oak veneer or lacquered wood top



FINISHES
1. Bronzed
2. Decayed Gold
3. Decayed Silver
4. Custom Finish



This piece requires a dedicated carrier and chargeable crate.



French Brass with Rosso Levanto




Elliptical Miro Console CCT33

DIMENSIONS
H 850mm | 33 ½"
W 1500mm | 59"

DEPTH
450mm | 17 ¾"

CONSTRUCTED FROM
Forged steel with decorative finish and oak veneer or marble top



- FINISHES
- 1. Burnt Silver
 - 2. French Brass
 - 3. Custom Finish
1.  2.  3. 

This piece requires a dedicated carrier and chargable crate.



French Brass with Dark Fumed Oak




Miro Drum Table CRT03

DIMENSIONS
H 750mm | 29 ¾"

DIAMETER
1200mm | 47 ¼"

CONSTRUCTED FROM
Forged steel with decorative finish and oak veneer top



- FINISHES
- 1. Burnt Silver
 - 2. French Brass
 - 3. Custom Finish
1.  2.  3. 

This piece requires a dedicated carrier and chargable crate.



French Brass with Dark Fumed Oak




Miro Centre Table Large CRT04L

DIMENSIONS
H 645mm | 25 ½"

DIAMETER
700mm | 27 ¾"

CONSTRUCTED FROM
Forged steel with decorative finish and oak veneer top



- FINISHES
- 1. Burnt Silver
 - 2. French Brass
 - 3. Custom Finish
1.  2.  3. 

This piece requires a dedicated carrier and chargable crate.



French Brass with Dark Fumed Oak




Miro Centre Table Small CRT04S

DIMENSIONS
H 750mm | 29 ¾"

DIAMETER
1000mm | 39 ½"

CONSTRUCTED FROM
Forged steel with decorative finish and oak veneer top



- FINISHES
- 1. Burnt Silver
 - 2. French Brass
 - 3. Custom Finish
1.  2.  3. 

This piece requires a dedicated carrier and chargable crate.



French Brass with Faux Limestone

Miro Console CCT28


DIMENSIONS
H 850mm | 33 ½"
W 880mm | 34 ¾"

DEPTH
305mm | 12 ¼"

CONSTRUCTED FROM
Forged steel with decorative finish and lacquered wood or oak veneer top



FINISHES
1. Burnt Silver
2. French Brass
3. Custom Finish



This piece requires a dedicated carrier and chargeable crate.



French Brass with Black Lacquer

Fig Side Table CST25


DIMENSIONS
H 560mm | 22 ¼"

DIAMETER
520mm | 20 ½"

CONSTRUCTED FROM
Forged steel with decorative finish and oak veneer or lacquered wood top



FINISHES
1. Burnt Silver
2. French Brass
3. Custom Finish



This piece requires a dedicated carrier and chargeable crate.



Aged Brass

Augustus Coffee Table CFT17

DIMENSIONS
H 450mm | 17 ¾"
W 1000mm | 39 ½"

DEPTH
600mm | 23 ¾"

CONSTRUCTED FROM
Patinated brass

FINISHES
1. Aged Brass

This piece requires a dedicated carrier and chargeable crate.



Aged Brass

Augustus Side Table CST54

DIMENSIONS
H 500mm | 19 ¾"
W 500mm | 19 ¾"

DEPTH
400mm | 15 ¾"

CONSTRUCTED FROM
Patinated brass

FINISHES
1. Aged Brass

This piece requires a dedicated carrier and chargeable crate.



Verdigris, Scratched Gold and Fired Copper with Black Lacquer

Rhombooid Console CCT26



DIMENSIONS
H 775mm | 30 ¾"
W 1800mm | 71"

DEPTH
400mm | 15 ¾"

CONSTRUCTED FROM
Forged steel with decorative finish and lacquered wood top



FINISHES
1. Verdigris - Scratched Gold - Fired Copper
2. Custom Finish

1.  2. 

This piece requires a dedicated carrier and chargable crate.



French Brass with Dark Fumed Oak

O Console CCT34





DIMENSIONS
H 805mm | 31 ¾"
W 1150mm | 45 ½"

DEPTH
380mm | 15"

CONSTRUCTED FROM
Forged steel with decorative finish and oak veneer or lacquered wood top



FINISHES
1. Bronzed
2. Burnt Silver
3. French Brass
4. Custom Finish

1.  2.  3. 
4. 

This piece requires a dedicated carrier and chargable crate.



French Brass with Faux Limestone

Fishtail Console CCT10S





DIMENSIONS
H 740mm | 29 ¼"
W 1500mm | 59 ¼"

DEPTH
350mm | 14"

CONSTRUCTED FROM
Forged steel with decorative finish and lacquered wood top



FINISHES
1. Bronzed
2. Fishtail Silver
3. Pale Gold
4. Custom Finish

1.  2.  3. 
4. 

This piece requires a dedicated carrier and chargable crate.



Plaster White with Calacatta Primavera

Twig Console CCT30





DIMENSIONS
H 785mm | 31"
W 1200mm | 47 ¼"

DEPTH
350mm | 14"

CONSTRUCTED FROM
Forged steel with decorative finish and oak veneer, lacquered wood top or marble top



FINISHES
1. Aged Plaster
2. Bronzed
3. Plaster White
4. Custom Finish

1.  2.  3. 
4. 

This piece requires a dedicated carrier and chargable crate.



Selina Console
CCT49

DIMENSIONS
H 890mm | 35 ¼"
W 1430mm | 56 ½"

DEPTH
420mm | 16 ¾"

CONSTRUCTED FROM
Cast composite and steel with decorative finish

- FINISHES**
1. Plaster White
2. Custom Finish
1. 

2. 

This piece requires a dedicated carrier and chargeable crate.





Selina Side Table
CST46

DIMENSIONS
H 550mm | 21 ¾"
W 550mm | 21 ¾"

DEPTH
550mm | 21 ¾"

CONSTRUCTED FROM
Cast composite and steel with decorative finish

- FINISHES**
1. Plaster White
2. Custom Finish
1. 

2. 

This piece requires a dedicated carrier and chargeable crate.



Caulfield Side Table
CST53

DIMENSIONS
H 450mm | 17 ¾"
W 450mm | 17 ¾"

DEPTH
450mm | 17 ¾"

CONSTRUCTED FROM
Forged steel with decorative finish and wooden top



- FINISHES**
1. Carbon
2. Custom Finish
1. 

2. 

This piece requires a dedicated carrier and chargeable crate.

Mirrors



Eva Mirror in Relic Bronze



Versailles Gold

Holbein Mirror WM58

DEPTH
550mm | 21 ¾"

DIAMETER
640mm | 25 ¼"

CONSTRUCTED FROM
Cast composite with decorative finish

FINISHES
1. Parchment
2. Versailles Gold
3. Custom Finish



Plaster White


Clam Shell Mirror WM56

DIMENSIONS
H 1200mm | 47 ¼"
W 720mm | 28 ½"

DEPTH
50mm | 2"

CONSTRUCTED FROM
Cast composite with decorative finish

FINISHES
1. Plaster White
2. Custom Finish



This piece requires a
dedicated carrier and
chargable crate.



Parchment

Holbein Mirror with Lights WM58W

DEPTH
250mm | 25 ¼"

DIAMETER
740mm | 29 ¼"

SHOWN WITH
4 Holbein

LAMP
2 x 320lm (3w) LED G9 Capsule

CONSTRUCTED FROM
Cast composite with decorative finish

FINISHES
1. Parchment
2. Versailles Gold
3. Custom Finish



This piece requires a
dedicated carrier and
chargable crate.



Bronzé

Pioche Mirror WM29

DIMENSIONS
H 1250mm | 49 ¼"
W 550mm | 21 ¾"

DEPTH
55mm | 2 ¼"

CONSTRUCTED FROM
Cast composite with decorative finish

FINISHES
1. Bronzé
2. French Brass
3. Custom Finish



This piece requires a
dedicated carrier and
chargable crate.



Burnt Silver

Trevose Mirror Round WM21

DEPTH
30MM | 1 ¼"

DIAMETER
785mm | 31"

CONSTRUCTED FROM
Cast composite with decorative finish

FINISHES
1. Burnt Silver
2. French Brass
3. Custom Finish



This piece requires a
dedicated carrier and
chargable crate.



French Brass

Trevose Mirror Rectangular Small WM31S


DIMENSIONS
H 1190mm | 47"
W 745mm | 29 ½"

DEPTH
30mm | 1 ¼"

CONSTRUCTED FROM
Cast composite with decorative finish



FINISHES
1. Bronzed
2. Burnt Silver
3. French Brass
4. New Bronze
5. Custom Finish



This piece requires a
dedicated carrier and
chargable crate.



Burnt Silver

Trevose Mirror Rectangular Large WM31L


DIMENSIONS
H 1750mm | 69"
W 745mm | 29 ½"

DEPTH
30mm | 1 ¼"

CONSTRUCTED FROM
Cast composite with decorative finish



FINISHES
1. Bronzed
2. Burnt Silver
3. French Brass
4. New Bronze
5. Custom Finish



This piece requires a
dedicated carrier and
chargable crate.



Relic Bronze

Eva Mirror WM50

DIMENSIONS
H 1325mm | 52 ¼"
W 690mm | 27 ¼"

DEPTH
32mm | 1 ½"

CONSTRUCTED FROM
Cast composite with decorative finish and mirror glass

FINISHES
1. Gurney Silver
2. Relic Bronze
3. Custom Finish



This piece requires a
dedicated carrier and
chargable crate.



New Bronze

Laurel Mirror Rectangular Large WM24R

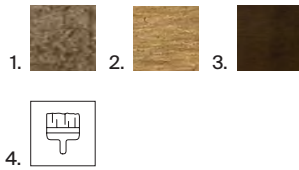
DIMENSIONS
H 1750mm | 69"
W 745mm | 29 ½"

DEPTH
30mm | 1 ¼"

CONSTRUCTED FROM
Cast composite with decorative finish



FINISHES
1. Burnt Silver
2. French Brass
3. New Bronze
4. Custom Finish



This piece requires a dedicated carrier and chargable crate.



French Brass

Laurel Mirror Round WM24

DEPTH
30mm | 1 ¼"

DIAMETER
1100mm | 43 ½"

CONSTRUCTED FROM
Cast composite with decorative finish

FINISHES
1. Burnt Silver
2. French Brass
3. Custom Finish



This piece requires a dedicated carrier and chargable crate.



New Bronze

Laurel Mirror Rectangular Small WM24RS

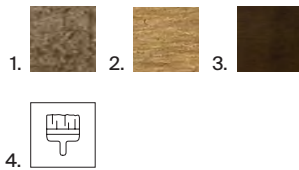
DIMENSIONS
H 1750mm | 69"
W 745mm | 29 ½"

DEPTH
30mm | 1 ¼"

CONSTRUCTED FROM
Cast composite with decorative finish



FINISHES
1. Burnt Silver
2. French Brass
3. New Bronze
4. Custom Finish



This piece requires a dedicated carrier and chargable crate.



Aged Plaster


Mussel Shell Mirror WM35

DIMENSIONS
H 1350mm | 53 ¼"
W 840mm | 33 ¼"

DEPTH
70mm | 3"

CONSTRUCTED FROM
Cast composite and steel with decorative finish

FINISHES
1. Aged Plaster
2. Mussel Blue
3. Plaster White
4. Custom Finish



This piece requires a dedicated carrier and chargable crate.



Venetian Gold

Aurelia Mirror WM51


DEPTH
70mm | 3"

DIAMETER
580mm | 23"

CONSTRUCTED FROM
Forged steel with decorative finish

FINISHES

- 1. Venetian Gold
- 2. Venetian Silver
- 3. Custom Finish



This piece requires a dedicated carrier and chargeable crate.



Antique Bronze

Bark Mirror WM49


DEPTH
30mm | 1 ¼"

DIAMETER
885mm | 35"

CONSTRUCTED FROM
Cast composite with decorative finish

FINISHES

- 1. Burnt Wood
- 2. Antique Bronze
- 3. Custom Finish



This piece requires a dedicated carrier and chargeable crate.



Forest Rust

Ivy Shadow Mirror WM40

DEPTH
180mm | 7 ¼"


DIAMETER
1000mm | 39 ½"

CONSTRUCTED FROM
Aluminium and steel with decorative finish



FINISHES

- 1. Forest Gold
- 2. Forest Rust
- 3. Forest Silver
- 4. Forest White
- 5. Custom Finish



This piece requires a dedicated carrier and chargeable crate.



Mayan Gold

Mushroom Mirror WM37

DEPTH
85mm | 3 ½"

DIAMETER
1015mm | 40"

CONSTRUCTED FROM
Forged steel with decorative finish

FINISHES

- 1. Mayan Gold
- 2. Mayan Silver
- 3. Custom Finish



This piece requires a dedicated carrier and chargeable crate.



Plaster White

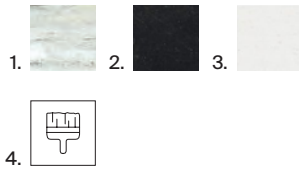
Twig Mirror
WM32

DEPTH
40mm | 1 ¾"

DIAMETER
870mm | 34 ½"

CONSTRUCTED FROM
Cast composite with decorative finish

- FINISHES
- 1. Aged Plaster
 - 2. Bronzed
 - 3. Plaster White
 - 4. Custom Finish



This piece requires a dedicated carrier and chargeable crate.



Crater Silver

Crater Mirror
WM42


DEPTH
85mm | 3 ½"

DIAMETER
1020mm | 40 ¼"

CONSTRUCTED FROM
Wood with decorative finish



- FINISHES
- 1. Crater Gold
 - 2. Crater Silver
 - 3. Crater White
 - 4. Custom Finish



This piece requires a dedicated carrier and chargeable crate.



Plaster White


Nugget Mirror
WM55

DEPTH
40mm | 1 ¾"

DIAMETER
585mm | 23 ¼"

CONSTRUCTED FROM
Cast composite with decorative finish

- FINISHES
- 1. Plaster White
 - 2. Custom Finish



French Brass


Runes Mirror
WM38

DEPTH
35mm | 1 ½"

DIAMETER
1035mm | 40 ¾"

CONSTRUCTED FROM
Cast composite with decorative finish

- FINISHES
- 1. Bronzed
 - 2. Burnt Silver
 - 3. French Brass
 - 4. Slate
 - 5. Custom Finish



This piece requires a dedicated carrier and chargeable crate.



Bronzed

Riviera Mirror Tall WM19T


DIMENSIONS
H 1950mm | 77"
W 800mm | 31 ½"

DEPTH
30mm | 1 ¼"

CONSTRUCTED FROM
Wood with decorative finish



FINISHES
1. Bronzed
2. Custom



This piece requires a
dedicated carrier and
chargeable crate.



New Gold

Gertrude Mirror Small WM47S

DIMENSIONS
H 1025mm | 40 ½"
W 725mm | 28 ¾"

DEPTH
16mm | ¾"

CONSTRUCTED FROM
Forged steel with decorative finish

FINISHES
1. New Gold
2. New Silver
3. Custom Finish



This piece requires a
dedicated carrier and
chargeable crate.



Bronzed

Riviera Mirror WM19

DIMENSIONS
H 1535mm | 60 ½"
W 1033mm | 40 ¾"

DEPTH
30mm | 1 ¼"

CONSTRUCTED FROM
Wood with decorative finish



FINISHES
1. Bronzed
2. Custom



This piece requires a
dedicated carrier and
chargeable crate.



New Gold


Gertrude Mirror Large WM47L

DIMENSIONS
H 1357mm | 53 ½"
W 962mm | 38"

DEPTH
16mm | ¾"

CONSTRUCTED FROM
Forged steel with decorative finish

FINISHES
1. New Gold
2. New Silver
3. Custom Finish



This piece requires a
dedicated carrier and
chargeable crate.



Old Brass

Reuben Mirror WM57

DIMENSIONS
H 812mm | 32"
W 482mm | 19"


DEPTH
20mm | 1"

CONSTRUCTED FROM
Brass

FINISHES
1. Brass
2. Old Brass
3. Custom Finish



This piece requires a
dedicated carrier and
chargable crate.



French Brass

Infinity Mirror WM41

DIMENSIONS
H 740mm | 29 ¼"
W 740mm | 29 ¼"

DEPTH
95mm | 3 ¾"


CONSTRUCTED FROM
Wood and steel with a decorative finish and LED strip

LAMP
LED supplied fitted

FINISHES
1. Burnt Silver
2. French Brass
3. Custom Finish



This piece requires a
dedicated carrier and
chargable crate.



Old Brass


Radley Mirror WM53

DIMENSIONS
H 1550mm | 61 ¼"
W 800mm | 31 ½"

CONSTRUCTED FROM
Brass



FINISHES
1. Old Brass
2. Custom Finish



This piece requires a
dedicated carrier and
chargable crate.

Table *Lamps*



Piper Lamp in Chive with Clove Linen,
Frost Lamp in Seaweed with Natural Linen



Tuscan with Natural Linen

Piper Lamp
CLB53

DIMENSIONS
H 290mm | 11 ½" with shade 547mm | 21 ¾"
W 320mm | 12 ¾" with shade 330mm | 13"


CONSTRUCTED FROM
Glazed Ceramic

SHOWN WITH
13" Low Hat

LAMP
1 x 700lm (8w) LED E27 GLS



FINISHES
1. Chive
2. Tuscan



Caramel with Pecan Linen

Boublé Lamp
CLB11

DIMENSIONS
H 280mm | 11 ¼" with shade 525mm | 20 ¾"
W 302mm | 12" with shade 406mm | 16"


CONSTRUCTED FROM
Glazed Ceramic and patinated brass

SHOWN WITH
16" Straight Oval

LAMP
1 x 700lm (8w) LED E27 GLS



FINISHES
1. Caramel
2. Eucalyptus
3. Reactive Moss



Sulphur with Natural Linen Gather and Vole Trim

Baobab Lamp
CLB21

DIMENSIONS
H 450mm | 17 ¾" with
shade 740mm | 29 ¼"
W 240mm | 9 ½" with
shade 406mm | 16"

SHOWN WITH
15" Fez

LAMP
1 x 700lm (8w) LED E27
GLS

CONSTRUCTED FROM
Glazed ceramic or ceramic
with decorative finish and
patinated brass



FINISHES
1. Plaster White
2. Quail
3. Red Magma
4. Sulphur
5. Toad
6. Tortoise Shell
7. Custom Finisht



Stone with Natural Linen

Marlowe Lamp
CLB46

DIMENSIONS
H 280mm | 11 ¼" with
shade 525mm | 20 ¾"
W 330mm | 13" with shade
406mm | 16"


SHOWN WITH
16" Tall Cylinder

LAMP
1 x 700lm (8w) LED E27
GLS

CONSTRUCTED FROM
Glazed ceramic and cast
composite collar with
decorative finish



FINISHES
1. Black
2. Fennel
3. Sienna
4. Stone
5. Custom Finish





Biscuit with Natural Linen

Dylan Lamp CLB51

DIMENSIONS
H 455mm | 18" with shade 625mm | 24 ¾"
W 150mm | 6" with shade 254mm | 10"

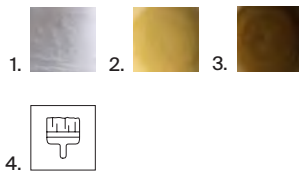
CONSTRUCTED FROM
Painted ceramic

SHOWN WITH
10" Bongo

LAMP
1 x 700lm (8w) LED E27 GLS

FINISHES

1. Biscuit
2. Butterscotch
3. Fern
4. Custom



Fern with Natural Linen

Dougall Lamp CLB52

DIMENSIONS
H 415mm | 16 ½" with shade 585mm | 23 ¼"
W 185mm | 7 ½" with shade 254mm | 10"

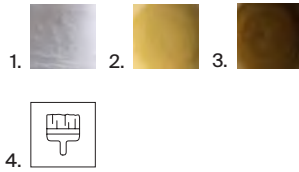
CONSTRUCTED FROM
Painted ceramic

SHOWN WITH
10" Bongo

LAMP
1 x 700lm (8w) LED E27 GLS

FINISHES

1. Biscuit
2. Butterscotch
3. Fern
4. Custom



Black with Natural Linen

Conrad Lamp CLB45

DIMENSIONS
H 595mm | 23 ½" with shade 886mm | 35"
W 320mm | 12 ¾" with shade 381mm | 15"

CONSTRUCTED FROM
Glazed ceramic


SHOWN WITH
15" Bongo

LAMP
1 x 700lm (8w) LED E27 GLS



FINISHES

1. Black
2. Butterscotch
3. Fern
4. Plaster White
5. Custom



Nightsky with Petrol Satin

Zulu Lamp CLB35

DIMENSIONS
H 510mm | 20 ¼" with shade 890mm | 35 ¼"
W 290mm | 11 ½" with shade 432mm | 17 ¼"

CONSTRUCTED FROM
Glazed ceramic and wood with decorative finish

SHOWN WITH
17" Bongo

LAMP
1 x 700lm (8w) LED E27 GLS



FINISHES

1. Nightsky
2. Spacedust
3. Custom





Celadon with Natural Linen

Rigby Lamp CLB42

DIMENSIONS
H 500mm | 19 3/4" with shade 803mm | 31 3/4"
W 260mm | 10 1/4" with shade 381mm | 15"


SHOWN WITH
15" Bongo

LAMP
1 x 700lm (8w) LED E27 GLS

CONSTRUCTED FROM
Glazed ceramic and wood with decorative finish and patinated brass



FINISHES
1. Black
2. Celadon
3. Dijon
4. Fern
5. Rust
6. Sage
7. Custom Finish



Shisha Lamp CLB34

DIMENSIONS
H 435mm | 17 1/4" with shade 730mm | 28 3/4"
W 245mm | 9 3/4" with shade 355mm | 14"

CONSTRUCTED FROM
Glazed ceramic with brass

SHOWN WITH
14" Bongo

LAMP
1 x 700lm (8w) LED E27 GLS



FINISHES
1. Butternut
2. Hazelnut
3. Kingfisher
4. Reef



Hazelnut with Natural Linen



Dusty Pink with Natural Linen

Grace Lamp CLB29

DIMENSIONS
H 480mm | 19" with shade 813mm | 32 1/4"
W 225mm | 9" with shade 330mm | 13"


SHOWN WITH
13" Top Hat

LAMP
1 x 700lm (8w) LED E27 GLS

CONSTRUCTED FROM
Glazed ceramic with patinated brass



FINISHES
1. Citrine
2. Dusty Pink
3. Peacock Blue
4. Pigeon Grey
5. Stone
6. Custom Finish



Spruce with Chalk Linen

Ianthe Lamp CLB38

DIMENSIONS
H 445mm | 17 3/4" with shade 730mm | 28 3/4"
W 175mm | 7" with shade 305mm | 12 1/4"

CONSTRUCTED FROM
Glazed Ceramic

SHOWN WITH
12" Top Hat

LAMP
1 x 700lm (8w) LED E27 GLS



FINISHES
1. Midnight
2. Spruce
3. Stone





Hazelnut with Natural Linen

Phoebe Lamp CLB47

DIMENSIONS
H 540mm | 21 ½" with shade 800mm | 31 ½"
W 225mm | 9" with shade 356mm | 14 ¼"

DESIGNER'S NOTE
Colour may vary due to product being a natural material

CONSTRUCTED FROM
Cane is a natural material and may vary in tone

SHOWN WITH
14" Bongo

LAMP
1 x 700lm (8w) LED E27 GLS



FINISHES
1. Hazelnut



Lapis with Natural Linen

Flask Lamp CLB41

DIMENSIONS
H 492mm | 19 ½" with shade 900mm | 35 ½"
W 215mm | 8 ½" with shade 457mm | 18"

CONSTRUCTED FROM
Glazed Ceramic and patinated brass

SHOWN WITH
18" Bongo

LAMP
1 x 700lm (8w) LED E27 GLS



FINISHES
1. Lapis
2. Larimar



Stone with Putty Silk

Sybil Lamp CLB10

DIMENSIONS
H 450mm | 17 ¾" with
shade 850mm | 33 ½"
W 260mm | 10 1/4" with
shade 406mm | 16"


SHOWN WITH
16" Fez

LAMP
1 x 700lm (8w) LED E27
GLS

CONSTRUCTED FROM
Glazed ceramic with
patinated brass and wood
with decorative finish



FINISHES
1. Black
2. Brick
3. Butterscotch
4. Paprika
5. Smoky Pink
6. Stone
7. Custom Finish



Sulphur with Natural Linen

Tier Lamp CLB39

DIMENSIONS
H 280mm | 11 ¼" with shade 594mm | 23 ½"
W 252mm | 10" with shade 381mm | 15"


CONSTRUCTED FROM
Glazed Ceramic and patinated brass

SHOWN WITH
15" Fez

LAMP
1 x 700lm (8w) LED E27 GLS



FINISHES
1. Garnet
2. Sulphur





Tortoise Shell with Natural Linen

Husk Lamp Large CLB43

DIMENSIONS
H 480mm | 19" with shade 772mm | 30 ½"
W 255mm | 10 1/4" with shade 406mm | 16"


CONSTRUCTED FROM
Glazed ceramic

SHOWN WITH
16" Low Hat

LAMP
1 x 700lm (8w) LED E27 GLS



FINISHES
1. Plaster White
2. Sulphur
3. Tortoise Shell
4. Custom Finish



Volcanic with Natural Linen

Husk Lamp Small CLB31

DIMENSIONS
H 465mm | 18 ½" with shade 705mm | 28"
W 185mm | 7 ½" with shade 406mm | 16"


CONSTRUCTED FROM
Glazed ceramic and wood with decorative finish

SHOWN WITH
16" Tall Cylinder

LAMP
1 x 700lm (8w) LED E27 GLS



FINISHES
1. Odeta
2. Plaster White
3. Volcanic
4. Custom Finish



Biscuit with Natural Linen

Nina Lamp CLB48

DIMENSIONS
H 355mm | 14" with shade 600mm | 23 ¾"
W 370mm | 14 ¾" with shade 406mm | 16"

CONSTRUCTED FROM
Ceramic with decortative finish

SHOWN WITH
16" Tall Cylinder

LAMP
1 x 700lm (8w) LED E27 GLS



FINISHES
1. Biscuit
2. Dulce
3. Irish Moss
4. Custom Finish



Spacedust with Ghost Silk Linen

Ridley Lamp CLB37

DIMENSIONS
H 410mm | 16 ¼" with shade 700mm | 27 ¾"
W 225mm | 9" with shade 406mm | 16"

CONSTRUCTED FROM
Glazed Ceramic

SHOWN WITH
16" Tall Cylinder

LAMP
1 x 700lm (8w) LED E27 GLS



FINISHES
1. Spacedust



Tortoise Shell with Natural Linen

Ellis Lamp CLB50

DIMENSIONS
H 465mm | 18 ½" with shade 675mm | 26 ¾"
W 195mm | 7 ¾" with shade 356mm | 14 ¼"

CONSTRUCTED FROM
Glazed ceramic


SHOWN WITH
13" Bongo

LAMP
1 x 700lm (8w) LED E27 GLS



FINISHES

1. Biscuit
2. Reactive Moss
3. Sulphur
4. Tortoise Shell
5. Custom Finish



Casaubon Lamp CLB49

DIMENSIONS
H 465mm | 18 ½" with shade 710mm | 28"
W 310mm | 12 ¼" with shade 406mm | 16"

CONSTRUCTED FROM
Ceramic and cast composite collar with decorative finish

SHOWN WITH
16" Tall Cylinder

LAMP
1 x 700lm (8w) LED E27 GLS



FINISHES

1. Biscuit
2. Custom Finish



Biscuit with Natural Linen



Plaster White with Oat Linen

Pumpkin Lamp CLB32

DIMENSIONS
H 170mm | 6 ¾" with shade 390mm | 15 ½"
W 175mm | 7" with shade 255mm | 10 ¼"

CONSTRUCTED FROM
Ceramic with decortative finish and patinated brass

SHOWN WITH
10" Bongo

LAMP
1 x 400lm (5w) LED E27 Mini Globe



FINISHES

1. Plaster White
2. Toad
3. Custom Finish





Lemongrass with Natural Linen

Boudica Lamp GLB82

DIMENSIONS
H 370mm | 14 ¾" with shade 620mm | 24 ½"
W 265mm | 10 ½" with shade 406mm | 16"


CONSTRUCTED FROM
Blown and moulded glass with painted aluminium

LAMPSHADE SHOWN
16" Tall Cylinder

LAMP
1 x 700lm (8w) LED E27 GLS



FINISHES
1. Lemongrass
2. Toffee Apple
3. Custom Finish



Tuxedo with Petrol Satin

Blob Lamp GLB31

DIMENSIONS
H 510mm | 20 ¼" with shade 805mm | 31 ¾"
W 245mm | 9 ¾" with shade 457mm | 18"


CONSTRUCTED FROM
Blown and moulded glass
with nickel plated brass

LAMPSHADE SHOWN
16" Bongo

LAMP
1 x 700lm (8w) LED E27
GLS



FINISHES
1. Alabaster
2. Amber
3. Amethyst
4. Basil
5. Denim
6. Fawn
7. Olive
8. Turquoise
9. Tuxedo



Amber with Natural Linen

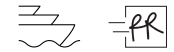
Zelda Lamp GLB80

DIMENSIONS
H 500mm | 19 ¾" with shade 785mm | 31"
W 310mm | 12 ¼" with shade 432mm | 17 ¼"

CONSTRUCTED FROM
Blown and moulded glass
with brass bronzed or nickel detail

LAMPSHADE SHOWN
17" Bongo

LAMP
1 x 700lm (8w) LED E27
GLS



FINISHES
1. Amber
2. Denim
3. Kelp
4. Lemongrass
5. Tomato



Olive with Natural Linen

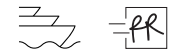
Thread Lamp GLB32

DIMENSIONS
H 425mm | 16 ¾" with shade 730mm | 28 ¾"
W 250mm | 10" with shade 457mm | 18"


CONSTRUCTED FROM
Blown and moulded glass
with nickel plated brass

LAMPSHADE SHOWN
16" Bongo

LAMP
1 x 700lm (8w) LED E27
GLS



FINISHES
1. Amber
2. Charcoal
3. Clear
4. Olive
5. Turquoise
6. Tuxedo





Olive with Natural Linen


Lava Lamp GLB40

DIMENSIONS
H 310mm | 12 ¼" with
shade 600mm | 23 ¾"
W 190mm | 7 ½" with shade
305mm | 12 ¼"

LAMPSHADE SHOWN
12" Top Hat

LAMP
1 x 700lm (8w) LED E27
GLS

CONSTRUCTED FROM
Blown glass with nickel
plated brass



FINISHES
1. Aubergine
2. Cayenne
3. Charcoal
4. Clear
5. Denim
6. Honey
7. Olive



Auden Lamp GLB83

DIMENSIONS
H 245mm | 9 ¾" with shade 410mm | 16 ¼"
W 210mm | 8 ½" with shade 254mm | 10"


CONSTRUCTED FROM
Blown glass with patinated brass

LAMPSHADE SHOWN
10" Bongo

LAMP
1 x 700lm (8w) LED E27 GLS



FINISHES
1. Mauve
2. Moth



Moth with Natural Linen



Olive with Natural Linen

Cologne Lamp GLB49

DIMENSIONS
H 220mm | 8 ¾" with
shade 490mm | 19 ½"
W 320mm | 12 ¾" with
shade 406mm | 16"


LAMPSHADE SHOWN
16" Straight Oval

LAMP
1 x 700lm (8w) LED E27
GLS

CONSTRUCTED FROM
Blown glass and cast
composite collar with
decorative finish



FINISHES
1. Cayenne
2. Charcoal
3. Fawn
4. Olive
5. Custom



Perfume Bottle Lamp GLB26

DIMENSIONS
H 320mm | 12 ¾" with
shade 515mm | 20 ½"
W 190mm | 7 ½" with shade
267mm | 10 ¾"


LAMPSHADE SHOWN
10" Slim Straight Oval

LAMP
1 x 400lm (5w) LED E27
Mini Globe

CONSTRUCTED FROM
Blown glass with brass or
nickel plated brass



FINISHES
1. Azure
2. Charcoal
3. Forest
4. Manilla
5. Moth
6. Pearl Blue



Moth with Natural Linen



Moth with Bronze and Pecan Linen

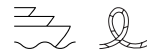
Vespa Lamp Small GLB84S

DIMENSIONS
H 290mm | 11 ½" with shade 470mm | 18 ¾"
W 200mm | 8" with shade 254mm | 10"

CONSTRUCTED FROM
Blown glass with patinated brass

LAMPSHADE SHOWN
10" Bongo

LAMP
1 x 400lm (5w) LED E27 Mini Globe



FINISHES
1. Berry with Brass
2. Moth with Brass



Vespa Lamp Large GLB84

DIMENSIONS
H 400mm | 15 ¾" with shade 665mm | 26 ¼"
W 230mm | 9 ¼" with shade 365mm | 14 ½"


CONSTRUCTED FROM
Blown glass with patinated brass

LAMPSHADE SHOWN
14" Bongo

LAMP
1 x 700lm (8w) LED E27 GLS



FINISHES
1. Mauve
2. Moth
3. Mustard



Moth with Brass and Natural Linen



Charcoal with Ghost Silk Linen

Cabochon Lamp GLB59

DIMENSIONS
H 360mm | 14 ¼" with shade 745mm | 29 ½"
W 300mm | 12" with shade 368mm | 14 ½"

CONSTRUCTED FROM
Blown glass with nickel plated brass

LAMPSHADE SHOWN
14 ½" Top Hat

LAMP
1 x 700lm (8w) LED E27 GLS



FINISHES
1. Charcoal
2. Olive



Frost Lamp GLB85

DIMENSIONS
H 505mm | 20" with shade 745mm | 29 ½"
W 220mm | 8 ¾" with shade 356mm | 14 ¼"

CONSTRUCTED FROM
Blown glass with patinated brass

LAMPSHADE SHOWN
14" Bongo

LAMP
1 x 700lm (8w) LED E27 GLS



FINISHES
1. Seaweed



Seaweed with Acorn Linen



Petrol with Putty Silk

Chianti Lamp GLB13

DIMENSIONS
H 480mm | 19" with shade 800mm | 31 ½"
W 160mm | 6 ½" with shade 406mm | 16"

CONSTRUCTED FROM
Blown and moulded glass with nickel plated brass

LAMPSHADE SHOWN
16" Tall Cylinder

LAMP
1 x 700lm (8w) LED E27 GLS



FINISHES
1. Bronze
2. Petrol



Cedar with Brass and Natural Linen

Curate Lamp GLB79S

DIMENSIONS
H 410mm | 16 ¼" with shade 660mm | 26"
W 215mm | 8 ½" with shade 330mm | 13"

CONSTRUCTED FROM
Blown glass and turned brass

LAMPSHADE SHOWN
11" Bongo

LAMP
1 x 700lm (8w) LED E27 GLS



FINISHES
1. Cedar
2. Egg Yolk



Charcoal with Very Decayed
Silver and Dove Satin

Pear Lamp GLB45

DIMENSIONS
H 510mm | 20 ¼" with shade 890mm | 35 ¼"
W 320mm | 12 ¾" with shade 430mm | 17"

CONSTRUCTED FROM
Blown and moulded glass and cast composite leaf with decorative finish

LAMPSHADE SHOWN
17" Fez

LAMP
1 x 700lm (8w) LED E27 GLS



FINISHES
1. Assam
2. Charcoal
3. Custom Finish



Forest with Brass and Alpine Satin

Bishop Lamp GLB79

DIMENSIONS
H 410mm | 16 ¼" with shade 660mm | 26"
W 225mm | 9" with shade 330mm | 13"


CONSTRUCTED FROM
Blown glass and turned brass or nickel plated brass

LAMPSHADE SHOWN
13" Low Hat

LAMP
1 x 700lm (8w) LED E27 GLS



FINISHES
1. Alabaster
2. Azure
3. Cedar
4. Egg Yolk
5. Forest





Pearl with Bright Gold and Dove Satin

Pearldrop Lamp GLB76

DIMENSIONS

H 547mm | 21 ¾" with shade 875mm | 34 ½"
W 210mm | 8 ½"

CONSTRUCTED FROM

Blown glass and cast composite collar with decorative finish

LAMPSHADE SHOWN

15" Fez

LAMP

1 x 700lm (8w) LED E27 GLS

FINISHES

1. Pearl with Bright Gold or Bright Silver
2. Custom Finish



Charcoal with Ghost Silk Linen

Avocado Lamp Small GLB33S

DIMENSIONS

H 330mm | 13" with shade 615mm | 24 ¼"
W 140mm | 5 ¾" with shade 279mm | 11"

CONSTRUCTED FROM

Blown glass with nickel plated brass

LAMPSHADE SHOWN

11" Top Hat

LAMP

1 x 700lm (8w) LED E27 GLS



FINISHES
1. Charcoal
2. Pearl Blue



Kelp with Ghost Silk

Cardinal Lamp GLB72

DIMENSIONS

H 465mm | 18 ½" with shade 700mm | 27 ¾"
W 210mm | 8 ½" with shade 406mm | 16"

CONSTRUCTED FROM

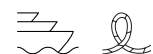
Blown glass with turned brass or nickel plated brass

LAMPSHADE SHOWN


16" Tall Cylinder

LAMP

1 x 700lm (8w) LED E27 GLS



FINISHES
1. Blackberry
2. Kelp
3. Sea Foam



Pearl Blue with Putty Silk

Avocado Lamp Large GLB33L

DIMENSIONS

H 420mm | 16 ¾" with shade 780mm | 30 ¾"
W 140mm | 5 ¾" with shade 305mm | 12 ¼"

CONSTRUCTED FROM


Blown glass with nickel plated brass

LAMPSHADE SHOWN

12" Top Hat

LAMP

1 x 700lm (8w) LED E27 GLS



FINISHES
1. Charcoal
2. Pearl Blue





Clear with Natural Linen

Prism Lamp GLB71

DIMENSIONS
H 525mm | 20 ¾" with shade 890mm | 35 ¼"
W 145mm | 5 ¾" with shade 432mm | 17 ¼"

CONSTRUCTED FROM
Blown and moulded glass with nickel plated brass

LAMPSHADE SHOWN
17" Bongo

LAMP
1 x 700lm (8w) LED E27 GLS

FINISHES
1. Clear



Fawn with Dove Satin

Dumpling Lamp GLB58

DIMENSIONS
H 150mm | 6" with shade 355mm | 14"
W 145mm | 5 ¾" with shade 180mm | 7 ¼"

CONSTRUCTED FROM
Blown glass with nickel plated brass

LAMPSHADE SHOWN
7" Top Hat

LAMP
1 x 400lm (5w) LED E27 Mini Globe

FINISHES
1. Fawn
2. Olive
3. Saffron
4. Snow



Pale Olive with Oat Linen

Big Bang Lamp GLB65

DIMENSIONS
H 425mm | 16 ¾" with shade 675mm | 26 ¾"
W 300mm | 12" with shade 406mm | 16"

CONSTRUCTED FROM
Blown glass and cast composite collar with decorative finish

LAMPSHADE SHOWN
16" Tall Cylinder

LAMP
1 x 700lm (8w) LED E27 GLS

FINISHES
1. Pale Olive with Gold or Silver
2. Custom Finish



Clear with Putty Silk

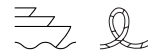
Droplet Lamp GLB63

DIMENSIONS
H 405mm | 16" with shade 716mm | 28 ¼"
W 218mm | 8 ¾" with shade 305mm | 12 ¼"

CONSTRUCTED FROM
Blown and moulded glass and cast composite collar with decorative finish

LAMPSHADE SHOWN
12" Top Hat

LAMP
1 x 700lm (8w) LED E27 GLS



FINISHES
1. Clear with Gold or Silver
2. Custom Finish





Clear with Bone Linen

Hedgehog Lamp GLB67

DIMENSIONS
H 200mm | 8" with shade 370mm | 14 ¾"
W 185mm | 7 ½" with shade 185mm | 7 ½"

CONSTRUCTED FROM
Blown and moulded glass and composite collar with decorative finish

LAMPSHADE SHOWN
7" Top Hat

LAMP
1 x 400lm (5w) LED E27 Mini Globe



FINISHES
1. Clear with Gold or Silver
2. Custom Finish



Clear with Natural Linen

Stern Lamp GLB52L

DIMENSIONS
H 525mm | 20 ¾" with shade 900mm | 35 ½"
W 140mm | 5 ¾" with shade 368mm | 14 ½"

CONSTRUCTED FROM
Blown and moulded glass with nickel plated brass

LAMPSHADE SHOWN
14" Bongo

LAMP
1 x 700lm (8w) LED E27 GLS

FINISHES
1. Clear



Clear with Bone Linen

Thorn Column Lamp GLB66

DIMENSIONS
H 660mm | 26" with shade 908mm | 35 ¾"
W 152mm | 6" with shade 406mm | 16"

CONSTRUCTED FROM
Blown and moulded glass with nickel plated brass

LAMPSHADE SHOWN
16" Tall Cylinder

LAMP
1 x 700lm (8w) LED E27 GLS



FINISHES
1. Clear



Clear with Chalk Linen

Trinket Lamp GLB78

DIMENSIONS
H 230mm | 9 ¼" with shade 357mm | 14 ¼"
W 150mm | 6" with shade 178mm | 7 ¼"

CONSTRUCTED FROM
Blown glass and cast or nickel plated brass

LAMPSHADE SHOWN
7" Bongo

LAMP
1 x 400lm (5w) LED E27 Mini Globe

FINISHES
1. Clear with Brass or Nickel



Clear with Antiqued Brass and Natural Linen

Crystal Strata Lamp
GLB16

DIMENSIONS
H 250mm | 10" with shade 488mm | 19 ¼"
W 280mm | 11 ¼" with shade 406mm | 16"

CONSTRUCTED FROM
Cast glass with brass or nickel plated brass

DESIGNER'S NOTE
The Strata texture appears on the front and side of the lamp base. The back is clear polished glass

LAMPSHADE SHOWN
16" Straight Oval

LAMP
1 x 400lm (5w) LED E27 Mini Globe

FINISHES
1. Clear with Antiqued Brass or Nickel



Clear with Antiqued Brass and Silver Silk

Crystal Strata Column Lamp
GLB17

DIMENSIONS
H 560mm | 22 ¼" with shade 830mm | 32 ¾"
W 180mm | 7 ¼" with shade 457mm | 18"

CONSTRUCTED FROM
Cast glass with brass or nickel plated brass

DESIGNER'S NOTE
The Strata texture appears on the front and side of the lamp base. The back is clear polished glass

LAMPSHADE SHOWN
18" Straight Oval

LAMP
1 x 700lm (8w) LED E27 GLS

FINISHES
1. Clear with Antiqued Brass or Nickel



Clear with Antiqued Brass and Natural Linen

Fitzgerald Lamp Small
GLB81S

DIMENSIONS
H 280mm | 11 ¼" with shade 400mm | 15 ¾"
W 115mm | 4 ¾" with shade 254mm | 10"

CONSTRUCTED FROM
Blown glass with patinated brass or nickel plated collar

LAMPSHADE SHOWN
8" Bongo

LAMP
1 x 700lm (8w) LED E27 GLS

FINISHES
1. Carob
2. Charcoal
3. Clear



Clear with Antiqued Brass and Papyrus Silk Linen

Fitzgerald Lamp Large
GLB81L

DIMENSIONS
H 475mm | 18 ¾" with shade 670mm | 26 ½"
W 105mm | 4 ¼" with shade 355mm | 14"

CONSTRUCTED FROM
Blown glass with patinated brass or nickel plated collar

LAMPSHADE SHOWN
14" Drum

LAMP
1 x 700lm (8w) LED E27 GLS

FINISHES
1. Carob
2. Clear
3. Graphite



Bronze with Putty Silk

Coffee Bean Lamp GLB08

DIMENSIONS
H 470mm | 18 ¾" with shade 760mm | 30"
W 200mm | 8" with shade 406mm | 16"

CONSTRUCTED FROM
Blown glass and wood with decorative finish

LAMPSHADE SHOWN
16" Fez

LAMP
1 x 700lm (8w) LED E27 GLS



FINISHES
1. Bronze
2. Charcoal



Grey with Natural Linen

Gourd Lamp GLB27

DIMENSIONS
H 600mm | 23 ¾" with shade 940mm | 37 ¼"
W 190mm | 7 ½" with shade 330mm | 13"

CONSTRUCTED FROM
Blown glass with patinated brass

LAMPSHADE SHOWN
13" Top Hat

LAMP
1 x 700lm (8w) LED E27 GLS



FINISHES
1. Grey



Bronze with Dove Satin

Adam Lamp Small GLB21S

DIMENSIONS
H 270mm | 10 ¾" with shade 520mm | 20 ½"
W 160mm | 6 ½" with shade 267mm | 10 ¾"

CONSTRUCTED FROM
Blown glass with brass or nickel plated brass


DESIGNER'S NOTE
Alternative Square base available

LAMPSHADE SHOWN
10" Slim Straight Oval

LAMP
1 x 400lm (5w) LED E27 Mini Globe



FINISHES
1. Bronze
2. Charcoal



Charcoal with Natural Linen

Adam Lamp Large GLB21L

DIMENSIONS
H 560mm | 22 ¼" with shade 923mm | 36 ½"
W 240mm | 9 ½" with shade 457mm | 18"

CONSTRUCTED FROM
Blown glass with brass or nickel plated brass


DESIGNER'S NOTE
Alternative Square base available

LAMPSHADE SHOWN
15" Bongo

LAMP
1 x 700lm (8w) LED E27 GLS



FINISHES
1. Bronze
2. Charcoal





Ash Blue with Antiqued Brass and Natural Linen

Pasteur Lamp Large GLB02L

DIMENSIONS

H 530mm | 21" with shade 802mm | 31 3/4"
W 210mm | 8 1/2" with shade 406mm | 16"

CONSTRUCTED FROM

Blown and moulded glass with brass or nickel plated brass

LAMPSHADE SHOWN

16" Tall Cylinder

LAMP

1 x 700lm (8w) LED E27 GLS



FINISHES

- 1. Ash Blue
- 2. Clear





Obsidian with Natural Linen

Moons Lamp VLB73

DIMENSIONS
H 745mm | 29 ½" with shade 1090mm | 43"
W 250mm | 10" with shade 464mm | 18 ½"

CONSTRUCTED FROM
Cast composite with decorative finish

LAMPSHADE SHOWN
18" Bongo

LAMP
1 x 700lm (8w) LED E27 GLS



FINISHES
1. Obsidian
2. Plaster White
3. Custom Finish



FINISHES
1. Verdigris
2. Gold
3. Custom Finish



Verdigris with Carbon Linen



Natural with Natural Linen

Nash Lamp Small VLB75S

DIMENSIONS
H 375mm | 15" with shade 610mm | 24 ¼"
W 235mm | 9 ½" with shade 406mm | 16"

CONSTRUCTED FROM
Constructed from jesmonite with decorative finish

LAMPSHADE SHOWN
13" Low Hat

LAMP
1 x 700lm (8w) LED E27 GLS



FINISHES
1. Natural
2. Custom Finish



FINISHES
1. Natural
2. Custom Finish



Natural with Natural Linen



Plaster White with Natural Linen

Agnes Lamp VLB67

DIMENSIONS
H 385mm | 15 ¼" with shade 605mm | 24"
W 225mm | 9" with shade 305mm | 12 ¼"

CONSTRUCTED FROM
Cast composite with decorative finish

LAMPSHADE SHOWN
12" Fez

LAMP
1 x 400lm (5w) LED E27 Mini Globe



FINISHES
1. Bronzé
2. Plaster White
3. Custom Finish



Verdigris with Carbon Linen



Verdigris with Carbon Linen

Giacometti Leaf Lamp VLB01N

DIMENSIONS
H 560mm | 22 ¼" with shade 790mm | 31 ¼"
W 325mm | 13" with shade 457mm | 18"

CONSTRUCTED FROM
Cast composite with decorative finish and nickel plated or slate base

LAMPSHADE SHOWN
18" Straight Oval

LAMP
1 x 700lm (8w) LED E27 GLS



FINISHES
1. Chalk
2. Verdigris
3. Custom Finish



Bronzed with Carbon Linen

Man 1 Lamp / Woman 1 Lamp VLB05

DIMENSIONS
H 665mm | 26 ¼" with shade 1000mm | 39 ½"
W 140mm | 5 ¾" with shade 305mm | 12 ¼"

CONSTRUCTED FROM
Cast composite with decorative finish

LAMPSHADE SHOWN
12" Top Hat

LAMP
1 x 700lm (8w) LED E27 GLS



FINISHES
1. Bronzed
2. Verdigris
3. Custom Finish



Flint White with Natural Linen

Barbara Lamp VLB63

DIMENSIONS
H 460mm | 18 ¼" with shade 740mm | 29 ¼"
W 260mm | 10 ¼" with shade 406mm | 16"

CONSTRUCTED FROM
Cast composite with decorative finish

LAMPSHADE SHOWN
10" Slim Straight Oval

LAMP
1 x 400lm (5w) LED E27 Mini Globe



FINISHES
1. Flint Bronze
2. Flint White
3. Custom Finish





Plaster White with Oat Linen

Othello Lamp VLB65


DIMENSIONS
H 800mm | 31 ½" with shade 1100mm | 43 ½"
W 195mm | 7 ¾" with shade 406mm | 16"

CONSTRUCTED FROM
Cast composite with decorative finish

LAMPSHADE SHOWN
16" Low Hat

LAMP
1 x 700lm (8w) LED E27 GLS

FINISHES
1. Plaster White
2. Custom Finish



Plaster White with Natural Linen



Plaster White with Natural Linen

Maudie Lamp VLB68


DIMENSIONS
H 805mm | 31 ¾" with shade 1040mm | 41"
W 390mm | 15 ½" with shade 390mm | 15 ½"

CONSTRUCTED FROM
Cast composite with decorative finish

LAMPSHADE SHOWN
13" Bongo

LAMP
1 x 700lm (8w) LED E27 GLS

FINISHES
1. Plaster White
2. Custom Finish



Plaster White with Natural Linen



Plaster White with Natural Linen

Liotard Lamp VLB76

DIMENSIONS
H 450mm | 17 ¾" with shade 625mm | 24 ¾"
W 140mm | 5 ¾" with shade 254mm | 10"


CONSTRUCTED FROM
Constructed from jesmonite with decorative finish

LAMPSHADE SHOWN
10" Bongo

LAMP
1 x 400lm (5w) LED E27 Mini Globe



FINISHES
1. Plaster White
2. Custom Finish



Plaster White with Natural Linen

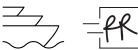
Fountain Lamp VLB69

DIMENSIONS
H 430mm | 17" with shade 635mm | 25"
W 185mm | 7 ½" with shade 282mm | 11 ¼"


CONSTRUCTED FROM
Cast composite with decorative finish

LAMPSHADE SHOWN
11" Bongo

LAMP
1 x 700lm (8w) LED E27 GLS



FINISHES
1. Plaster White
2. Custom Finish





Old Paint with Oat Linen

Elephant Lamp VLB56

DIMENSIONS
H 217mm | 8 ¾" with shade 411mm | 16 ¼"
W 220mm | 8 ¾" with shade 305mm | 12 ¼"

CONSTRUCTED FROM
Cast composite with decorative finish

LAMPSHADE SHOWN
12" Straight Oval

LAMP
1 x 700lm (8w) LED E27 GLS



FINISHES
1. Old Paint
2. Custom Finish



Metropolis Lamp VLB55

DIMENSIONS
H 670mm | 26 ½" with shade 1090mm | 43"
W 210mm | 8 ½" with shade 432mm | 17 ¼"

CONSTRUCTED FROM
Cast composite with decorative finish

LAMPSHADE SHOWN
17" Top Hat

LAMP
1 x 700lm (8w) LED E27 GLS



FINISHES
1. Bronzed
2. Scruffy White
3. Custom Finish



Scruffy White with Oat Linen

Atticus Lamp VLB66

DIMENSIONS
H 375mm | 15" with shade 500mm | 19 ¾"
W 135mm | 5 ½" with shade 254mm | 10"

CONSTRUCTED FROM
Cast composite with decorative finish

LAMPSHADE SHOWN
10" Empire

LAMP
1 x 400lm (5w) LED E27 Mini Globe

FINISHES
1. Stone
2. Custom Finish



Stone with Oat Linen

Hardy Lamp VLB61

DIMENSIONS
H 350mm | 14" with shade 550mm | 21 ¾"
W 340mm | 13 ½" with shade 460mm | 18 ¼"

CONSTRUCTED FROM
Cast composite with decorative finish

LAMPSHADE SHOWN
18" Straight Oval

LAMP
1 x 700lm (8w) LED E27 GLS



FINISHES
1. Dappled Blue
2. Dappled White
3. Custom Finish



Dappled Blue with Navy Silk Linen



Gold with Natural Linen

Trevose Portable Lamp Small VLB70S

DIMENSIONS
H 347mm | 13 ¾" with shade 457mm | 18"
W 85mm | 3 ½" with shade 178mm | 7 ¼"

CONSTRUCTED FROM
Cast composite with decorative finish


DESIGNER'S NOTE
Free standing, battery powered piece. Supplied with bespoke LED light bulb

LAMPSHADE SHOWN
7" Bongo

LAMP
SES (E14) Candle Bulb (12V Bulb) 12 V with 220-240 V charging cable. Integrated push switch

FINISHES

1. Gold
2. Custom Finish



Gold with Natural Linen

Trevose Portable Lamp Large VLB70L

DIMENSIONS
H 402mm | 16" with shade 540mm | 21 ½"
W 100mm | 4" with shade 203mm | 8"

CONSTRUCTED FROM
Cast composite with decorative finish


DESIGNER'S NOTE
Free standing, battery powered piece. Supplied with bespoke LED light bulb

LAMPSHADE SHOWN
8" Bongo

LAMP
SES (E14) Candle Bulb (12V Bulb) 12 V with 220-240 V charging cable. Integrated push switch

FINISHES

1. Gold
2. Custom Finish



Plaster White with Natural Linen

Spin Lamp VLB57

DIMENSIONS
H 700mm | 27 ¾" with shade 1093mm | 43 ¼"
W 245mm | 9 ¾" with shade 406mm | 16"

CONSTRUCTED FROM
Cast composite with decorative finish

LAMPSHADE SHOWN
16" Top Hat

LAMP
1 x 700lm (8w) LED E27 GLS



FINISHES

1. Bronzed
2. Plaster White
3. Custom



Dappled White with Nightshade Silk Linen

Constance Lamp VLB60

DIMENSIONS
H 520mm | 20 ½" with shade 860mm | 34"
W 366mm | 14 ½" with shade 457mm | 18"

CONSTRUCTED FROM
Cast composite with decorative finish


LAMPSHADE SHOWN
18" Bongo

LAMP
1 x 700lm (8w) LED E27 GLS



FINISHES

1. Bronzed
2. Dappled White
3. Custom Finish





New Bronze with Truffle Silk

Static Lamp VLB58S

DIMENSIONS
H 395mm | 15 ¾" with shade 595mm | 23 ½"
W 295mm | 11 ¾" with shade 406mm | 16"


CONSTRUCTED FROM
Cast composite with steel base and decorative finish

LAMPSHADE SHOWN
16" Rectangle

LAMP
1 x 700lm (8w) LED E27 GLS



FINISHES
1. Burnt Silver
2. French Brass
3. Custom Finish



White Gold with Ocean Velvet

Erno Lamp VLB62

DIMENSIONS
H 270mm | 10 ¾" with shade 440mm | 17 ½"
W 152mm | 6" with shade 254mm | 10"


CONSTRUCTED FROM
Constructed from jesmonite with decorative finish

LAMPSHADE SHOWN
10" Bongo

LAMP
1 x 700lm (8w) LED E27 GLS



FINISHES
1. Aged Plaster
2. Flint Bronze
3. White Gold
4. Custom Finish



Burnt Silver with Dove Satin

Miro Lamp SLB44

DIMENSIONS
H 585mm | 23 ¼" with shade 830mm | 32 ¾"
W 280mm | 11 ¼" with shade 457mm | 18"

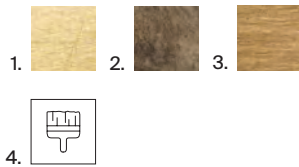
CONSTRUCTED FROM
Forged steel with decorative finish

LAMPSHADE SHOWN
18" Straight Oval

LAMP
1 x 700lm (8w) LED E27 GLS



FINISHES
1. Bright Gold
2. Burnt Silver
3. French Brass
4. Custom Finish



Mayan Gold with Putty Silk

Rockefeller Lamp SLB50

DIMENSIONS
H 920mm | 36 ¼" with shade 1240mm | 49"
W 290mm | 11 ½"


CONSTRUCTED FROM
Cast composite with decorative finish and honed slate

LAMPSHADE SHOWN
22" Straight Oval

LAMP
1 x 700lm (8w) LED E27 GLS



FINISHES
1. Mayan Gold - Slate base
2. Mayan Silver - Slate base
3. Custom Finish





Decayed Gold with Admiral Blue Duck Feather

Duck Feet Lamp

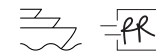
VLB20

DIMENSIONS
H 530mm | 21" with shade 870mm | 34 ½"
W 330mm | 13" with shade 356mm | 14 ¼"

CONSTRUCTED FROM
Cast brass or bronze

LAMPSHADE SHOWN
14" Top Hat

LAMP
1 x 700lm (8w) LED E27 GLS



- FINISHES**
1. Limited Edition Bronze
2. Decayed Gold
3. Decayed Silver
1. 2. 3.
- 4.



Burnished Gold with Natural Linen

Twig Lamp

SLB24

DIMENSIONS
H 540mm | 21 ½" with shade 846mm | 33 ½"
W 230mm | 9 ¼" with shade 356mm | 14 ¼"

CONSTRUCTED FROM
Forged steel with decorative finish

LAMPSHADE SHOWN
13" Bongo

LAMP
1 x 700lm (8w) LED E27 GLS

- FINISHES**
1. Burnished Gold
2. Burnished Silver
3. Custom Finish
1. 2. 3.



Venetian Gold with Natural Linen

Florentine Leaf Lamp

SLB39

DIMENSIONS
H 445mm | 17 ¾" with shade 676mm | 26 ¾"
W 230mm | 9 ¼" with shade 267mm | 10 ¾"

CONSTRUCTED FROM
Metal alloy with decorative finish and perspex

LAMPSHADE SHOWN
10" Bongo

LAMP
1 x 400lm (5w) LED E27 Mini Globe



- FINISHES**
1. Burnt Silver
2. Venetian Gold
3. Custom Finish
1. 2. 3.



Bronzed with Putty Silk

Dancer Lamp

VLB52

DIMENSIONS
H 390mm | 15 ½" with shade 720mm | 28 ½"
W 140mm | 5 ¼" with shade 305mm | 12 ¼"

CONSTRUCTED FROM
Cast composite with decorative finish

LAMPSHADE SHOWN
12" Fez

LAMP
1 x 700lm (8w) LED E27 GLS



- FINISHES**
1. Bronzed
2. Custom Finish
1. 2.



Stucco Plaster White

Sleepy Robin Table Lamp SLB72

DIMENSIONS
H 555mm | 22"
W 455mm | 18"

CONSTRUCTED FROM
Painted and twine wrapped steel with porcelain cast egg

LAMP
2 x 320lm (3w) LED G9 Capsule



FINISHES

1. Multi
2. Stucco Plaster White
3. Custom Finish



Funky Robin Table Lamp SLB71

DIMENSIONS
H 320mm | 12 ¾"
W 130mm | 5 ¼"

CONSTRUCTED FROM
Painted and twine wrapped steel with porcelain cast egg

LAMP
LED Supplied Fitted



FINISHES

1. Multi
2. Stucco Plaster White
3. Custom Finish



Stucco Plaster White



Fired Copper

Bianca Portable Lamp VLB72H

DIMENSIONS
H 520mm | 20 ½"
W 400mm | 15 ¾"

CONSTRUCTED FROM
Cast composite and brass with decorative finish

DESIGNER'S NOTE
Free standing, battery powered piece

LAMP
LED Supplied Fitted

FINISHES

1. Fired Copper
2. Plaster White
3. Custom Finish




Bianca Lamp VLB72

DIMENSIONS
H 520mm | 20 ½" with shade 735mm | 29"
W 400mm | 15 ¾" with shade 508mm | 20"

CONSTRUCTED FROM
Cast composite and brass with decorative finish

LAMPSHADE SHOWN
20" Straight Oval


LAMP
1 x 700lm (8w) LED E27 GLS + LED supplied fitted



Fired Copper with Natural Linen

FINISHES

1. Fired Copper
2. Plaster White
3. Custom Finish





Gurney Gold with Husk Linen

Kinetic Lamp SLB55

DIMENSIONS

H 780mm | 30 ¾" with shade 1190mm | 47"
W 180mm | 7 ¼" with shade 432mm | 17 ¼"

CONSTRUCTED FROM

Forged steel with solid honed slate

LAMPSHADE SHOWN

17" Top Hat

LAMP

1 x 700lm (8w) LED E27 GLS



FINISHES

1. Gurney Gold
2. Gurney Silver
3. Custom Finish



Flynn Caged Lamp SLB53

DIMENSIONS

H 1060mm | 41 ¾" with shade 1060mm | 41 ¾"
W 200mm | 8" with shade 279mm | 11"

CONSTRUCTED FROM

Forged steel with decorative finish

LAMPSHADE SHOWN

11" Cylinder

LAMP

3 x 320lm (3w) LED G9 Capsule



FINISHES

1. Bronzed
2. Burnt Silver
3. Decayed Silver
4. Gold
5. White Gold
6. Custom Finish



Gold with Dove Satin



Decayed Gold with Putty Silk

Salperton Lamp Small SLB47S

DIMENSIONS

H 440mm | 17 ½" with shade 715mm | 28 ¼"
W 250mm | 10" with shade 381mm | 15"

CONSTRUCTED FROM

Forged steel with decorative finish

LAMPSHADE SHOWN

15" Slim Straight Oval

LAMP

1 x 700lm (8w) LED E27 GLS



FINISHES

1. Aged Plaster
2. Bronzed
3. Decayed Gold
4. Decayed Silver
5. White Gold
6. Custom Finish



Salperton Lamp Large SLB47L

DIMENSIONS

H 610mm | 24 ¼" with shade 905mm | 35 ¾"
W 340mm | 13 ½" with shade 508mm | 20"

CONSTRUCTED FROM

Forged steel with decorative finish

LAMPSHADE SHOWN

20" Straight Oval

LAMP

1 x 700lm (8w) LED E27 GLS



FINISHES

1. Aged Plaster
2. Bronzed finish
3. Decayed Gold
4. Decayed Silver
5. White Gold
6. Custom Finish



Decayed Silver with Putty Silk



Polished Brass with Natural Linen

Sway Lamp SLB67

DIMENSIONS
H 210mm | 8 ½" with shade 305mm | 12 ¼"
W 150mm | 6" with shade 178mm | 7 ¼"

CONSTRUCTED FROM
Polished unlaquered brass

LAMPSHADE SHOWN
6" Fez

LAMP
1 x 400lm (5w) LED E27 Mini Globe



FINISHES
1. Polished Brass



Antiqued Brass with Putty Silk

Stages Lamp SLB56

DIMENSIONS
H 550mm | 21 ¾" with shade 915mm | 36 ¼"
W 400mm | 15 ¾" with shade 400mm | 15 ¾"

CONSTRUCTED FROM
Hand cut unlaquered patinated brass

DESIGNER'S NOTE
The patination of this piece will naturally evolve over time

LAMPSHADE SHOWN
14 ½" Top Hat

LAMP
1 x 700lm (8w) LED E27 GLS



FINISHES
1. Antiqued Brass



Polished Brass with Natural Linen

Duke Lamp SLB69

DIMENSIONS
H 520mm | 20 ½" with shade 872mm | 34 ½"
W 270mm | 10 ¾" with shade 406mm | 16"

CONSTRUCTED FROM
Polished unlaquered brass

LAMPSHADE SHOWN
18" Bongo

LAMP
1 x 700lm (8w) LED E27 GLS



FINISHES
1. Polished Brass



Brass with Dove Satin

Harry Desk Lamp SLB59

DIMENSIONS
H 430mm | 17" with shade 430mm | 17"
W 600mm | 23 ¾" with shade 600mm | 23 ¾"

CONSTRUCTED FROM
Brass with patinated finish

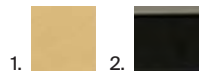
DESIGNER'S NOTE
The patination of this piece will naturally evolve over time

LAMPSHADE SHOWN
18" Harry Rectangle, with Champagne or Forsted Perspex Baffle

LAMP
2 x 320lm (3w) LED G9 Capsule



FINISHES
1. Brass
2. Bronze





Black

Holden Desk Lamp SLB70

DIMENSIONS
H 605mm | 24"
W 265mm | 10 ½"

CONSTRUCTED FROM
Steel and brass with wrapped cane

DESIGNER'S NOTE
Cane is a natural material and may vary in tone. 3 way touch control

LAMP
1 x 320lm (3w) LED G9 Capsule



FINISHES
1. Black
2. Brass



Huxley Lamp WLB36

DIMENSIONS
H 520mm | 20 ½" with shade 690mm | 27 ¼"
W 125mm | 5" with shade 254mm | 10"

CONSTRUCTED FROM
Leather and steel with brass or patinated brass

LAMPSHADE SHOWN
10" Bongo

LAMP
1 x 700lm (8w) LED E27 GLS



FINISHES
1. Chocolate
2. Tan



Tan with Painted Colour Match Lampshade



Dark Cane and Brass with Natural Linen

Holden Lamp Small WLB35S

DIMENSIONS
H 515mm | 20 ½" with shade 690mm | 27 ¼"
W 125mm | 5" with shade 254mm | 10"

CONSTRUCTED FROM
Steel and lacquered brass with wrapped cane

DESIGNER'S NOTE
Cane is a natural material and may vary in tone

LAMPSHADE SHOWN
10" Bongo

LAMP
1 x 700lm (8w) LED E27 GLS



FINISHES
1. Dark Cane with Brass or Antiqued Brass



Dark Cane and Brass with Natural Linen

Holden Lamp Large WLB35L

DIMENSIONS
H 620mm | 24 ½" with shade 810mm | 32"
W 125mm | 5" with shade 254mm | 10"

CONSTRUCTED FROM
Steel and lacquered brass with wrapped cane

DESIGNER'S NOTE
Cane is a natural material and may vary in tone

LAMPSHADE SHOWN
10" Bongo

LAMP
1 x 700lm (8w) LED E27 GLS

FINISHES
1. Dark Cane with Brass or Antiqued Brass



Burnt Silver with Ocean Velvet

Willow Lamp SLB63

DIMENSIONS
H 590mm | 23 ¼" with shade 590mm | 23 ¼"
W 115mm | 4 ¾" with shade 127mm | 5"

CONSTRUCTED FROM
Steel with decorative finish

DESIGNER'S NOTE
This lamp can be articulated

LAMPSHADE SHOWN
5" Willow Empire

LAMP
1 x 450lm (5w) LED E14 Candle



FINISHES
1. Bronzed
2. Burnt Silver
3. French Brass
4. Custom Finish



Gold with Natural Linen

Monty Lamp SLB73

DIMENSIONS
H 605mm | 24" with shade 605mm | 24"
W 170mm | 6 ¾" with shade 170mm | 6 ¾"

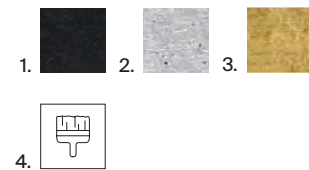
CONSTRUCTED FROM
Steel with decorative finish

LAMPSHADE SHOWN
5 ½" Bongo

LAMP
1 x 450lm (5w) LED E14 Candle



FINISHES
1. Bronzed
2. Decayed Silver
3. Gold
4. Custom Finish



Bronze with Truffle Silk

Motu Lamp SLB43

DIMENSIONS
H 700mm | 27 ¾" with shade 700mm | 27 ¾"
W 350mm | 14" with shade 560mm | 22 ¼"

CONSTRUCTED FROM
Patinated brass

LAMPSHADE SHOWN
5" Willow

LAMP
2 x 450lm (5w) LED E14 Candle



FINISHES
1. Brass
2. Bronze



French Brass with Dove Satin

Tapering Harral Lamp SLB37S

DIMENSIONS
H 820mm | 32 ½" with shade 820mm | 32 ½"
W 260mm | 10 ¼" with shade 432mm | 17 ¼"


CONSTRUCTED FROM
Forged steel with decorative finish

LAMPSHADE SHOWN
17" Eye, supplied with Champagne or Frosted Perspex baffle

LAMP
2 x 450lm (5w) LED E14 Candle



FINISHES
1. Bronzed
2. Burnt Silver
3. French Brass
4. Custom Finish





Nickel with Putty Silk

Manhattan Sculpted Lamp SLB10S

DIMENSIONS
H 710mm | 28" with shade 940mm | 37 ¼"
W 170mm | 6 ¾" with shade 457mm | 18"

CONSTRUCTED FROM
Patinated copper or nickel plated copper with solid honed slate

LAMPSHADE SHOWN
18" Straight Oval

LAMP
1 x 700lm (8w) LED E27 GLS



FINISHES
1. Copper
2. Nickel



Polished Steel with Putty Silk

Waterfall Lamp SLB15S

DIMENSIONS
H 415mm | 16 ½" with shade 635mm | 25"
W 230mm | 9 ¼" with shade 357mm | 14 ¼"

CONSTRUCTED FROM
Stainless steel with solid honed slate

LAMPSHADE SHOWN
14" Rectangle

LAMP
1 x 400lm (5w) LED E27 Mini Globe



FINISHES
1. Polished Steel
2. Custom Finish



Verdigris with Natural Linen

Lille Lamp SLB62

DIMENSIONS
H 480mm | 19" with shade 480mm | 19"
W 240mm | 9 ½" with shade 240mm | 9 ½"


CONSTRUCTED FROM
Steel and brass with decorative finish

LAMPSHADE SHOWN
14" Bongo

LAMP
2 x 320lm (3w) LED G9 Capsule



FINISHES
1. Burnt Silver
2. Versailles Gold
3. Verdigris



Giraffe Lamp SLB54

DIMENSIONS
H 585mm | 23 ¼" with shade 860mm | 34"
W 265mm | 10 1/2" with shade 390mm | 15 ½"

CONSTRUCTED FROM
Cast brass with decorative finish

LAMPSHADE SHOWN
12" Fez

LAMP
1 x 700lm (8w) LED E27 GLS



FINISHES
1. Decayed Gold
2. Decayed Silver
3. Custom Finish



Decayed Gold with Putty Silk



Floor *Lamps*



Man 3 Floor Lamp in Bronzed with Natural Linen



Dark Cane and Brass with Oat Linen

Holden Floor Lamp WFL09

DIMENSIONS
H 1420mm | 56" with shade 1645mm | 65"
W 260mm | 10 1/4" with shade 406mm | 16"

CONSTRUCTED FROM
Steel brass and wrapped cane

DESIGNER'S NOTE
Cane is a natural material and may vary in tone

SHOWN WITH
16" Empire

LAMP
1 x 700lm (8w) LED E27 GLS



FINISHES
1. Dark Cane with Brass or Antiqued Brass



Antiqued Brass - Black with Natural Linen

Kelly Floor Lamp MFL32

DIMENSIONS
H 1835mm | 72 1/4"
W 520mm | 20 1/2" with shade 680mm | 27"

CONSTRUCTED FROM
Steel and brass with patinated finish

DESIGNER'S NOTE
The patination of this piece will naturally evolve over time

SHOWN WITH
5" Kelly Empire

LAMP
2 x 450lm (5w) LED E14 Candle



FINISHES
1. Antiqued Brass - Black



Chocolate with Painted Colour Match Lampshade

Huxley Floor Lamp WFL10

DIMENSIONS
H 1420mm | 56" with shade 1680mm | 66 1/4"
W 265mm | 10 1/2" with shade 356mm | 14 1/4"

CONSTRUCTED FROM
Leather wrapped steel with patinated or antiqued brass

SHOWN WITH
14" Bongo

LAMP
1 x 700lm (8w) LED E27 GLS

FINISHES
1. Chocolate



Polished Brass with Natural Linen

Hugo Floor Lamp MFL50

DIMENSIONS
H 1340mm | 53" with shade
W 265mm | 10 1/2" with shade 510mm | 20 1/4"

CONSTRUCTED FROM
Patinated unlacquered brass with leather

DESIGNER'S NOTE
The patination of this piece will naturally evolve over time

SHOWN WITH
8" Hugo Fez

LAMP
1 x 700lm (8w) LED E27 GLS

FINISHES

1. Polished Brass
2. Aged Brass with
Chocolate Leather

1.

2.





Burnished Gold with Natural Linen

Forest Floor Lamp MFL52

DIMENSIONS
H 1430mm | 56 ½" with shade 1673mm | 66"
W 457mm | 18" with shade 457mm | 18"

CONSTRUCTED FROM
Cast aluminium with decorative finish

SHOWN WITH
15" Bongo

LAMP
1 x 700lm (8w) LED E27 GLS

- FINISHES**
- 1. Burnished Gold
 - 2. Burnished Silver
 - 3. Custom Finish
- 



New Bronze with Natural Linen


Static Floor Lamp MFL42

DIMENSIONS
H 1450mm | 57 ¼" with shade 1803mm | 71"
W 255mm | 10 ¼" with shade 455mm | 18"

CONSTRUCTED FROM
Cast composite with brass base and decorative finish

SHOWN WITH
15" Bongo

LAMP
1 x 700lm (8w) LED E27 GLS

- FINISHES**
- 1. Burnt Silver
 - 2. French Brass
 - 3. New Bronze
 - 4. Custom Finish
- 



Versailles Gold with Natural Linen


Lille Floor Lamp MFL43

DIMENSIONS
H 1260mm | 49 ¾" with shade 1542mm | 60 ¾"
W 270mm | 10 ¾" with shade 330mm | 13"

CONSTRUCTED FROM
Brass with decorative finish

SHOWN WITH
13" Top Hat

LAMP
1 x 700lm (8w) LED E27 GLS

- FINISHES**
- 1. Burnt Silver
 - 2. Polished Brass
 - 3. Versailles Gold
 - 4. Custom Finish
- 



White Gold with Putty Silk

Flynn Caged Floor Lamp MFL31

DIMENSIONS
H 2000mm | 78 ¾" with shade 2000mm | 78 ¾"
W 360mm | 14 ¼" with shade 360mm | 14 ¼"

CONSTRUCTED FROM
Forged steel with decorative finish

SHOWN WITH
14" Caged Cylinder

LAMP
4 x 320lm (3w) LED G9 Capsule

- FINISHES**
- 1. Bronzed
 - 2. Burnt Silver
 - 3. Decayed Silver
 - 4. Gold
 - 5. White Gold
 - 6. Custom Finish
- 



Brass with Truffle Silk

Motu Floor Lamp MFL48

DIMENSIONS
H 1610mm | 63 ½" with shade 1610mm | 63 ½"
W 350mm | 14" with shade 680mm | 27"


CONSTRUCTED FROM
Patinated brass

DESIGNER'S NOTE
With articulated lampholders

SHOWN WITH
5" Kelly Empire

LAMP
2 x 450lm (5w) LED E14 Candle

FINISHES
1. Brass
2. Bronze



Burnt Silver with Putty Silk

Hydra Floor Lamp MFL41

DIMENSIONS
H 1400mm | 55 ¼" with shade 1695mm | 66 ¾"
W 255mm | 10 ¼" with shade 375mm | 15"

CONSTRUCTED FROM
Steel and brass with decorative finish

SHOWN WITH
5" Tall Cylinder

LAMP
3 x 450lm (5w) LED E14 Candle

FINISHES
1. Burnt Silver
2. French Brass
3. Custom Finish



French Brass with Dove Satin

Willow Floor Lamp MFL44

DIMENSIONS
H 1420mm | 56" with shade 1420mm | 56"
W 140mm | 5 ¾" with shade 140mm | 5 ¾"

CONSTRUCTED FROM
Steel with decorative finish

DESIGNER'S NOTE
With articulated lampholders

SHOWN WITH
5" Kelly Empire

LAMP
1 x 450lm (5w) LED E14 Candle

FINISHES
1. Bronzed
2. Burnt Silver
3. French Brass
4. Custom Finish



French Brass with Pidgeon Satin

Daphne Floor Lamp WFL07

DIMENSIONS
H 1485mm | 58 ½" with shade 1850mm | 73"
W 300mm | 12" with shade 330mm | 13"

CONSTRUCTED FROM
Wood with decorative finish

SHOWN WITH
13" Daphne Fez

LAMP
1 x 700lm (8w) LED E27 GLS

FINISHES
1. Burnt Silver
2. Ebony
3. French Brass
4. Custom Finish





Plaster White with Putty Silk

Spin Floor Lamp VFL08

DIMENSIONS
H 1575mm | 62 ¼" with shade 1980mm | 78"
W 330mm | 13" with shade 432mm | 17 ¼"

CONSTRUCTED FROM
Cast composite with decorative finish

SHOWN WITH
17" Top Hat

LAMP
1 x 700lm (8w) LED E27 GLS

FINISHES

1. Bronzed

2. Plaster White

3. Custom Finish

1. 

2. 

3. 



Bronzed with Natural Linen

Man 3 Floor Lamp VFL05

DIMENSIONS
H 1540mm | 60 ¾" with shade 1874mm | 74"
W 280mm | 11 ¼" with shade 510mm | 20 ¼"

CONSTRUCTED FROM
Cast composite with decorative finish

SHOWN WITH
15" Bongo

LAMP
1 x 700lm (8w) LED E27 GLS

FINISHES

1. Bronzed

2. Custom Finish

1. 

2. 



Bronzed with Dove Satin

Olivier Floor Lamp VFL06

DIMENSIONS
H 1905mm | 75" with shade 1905mm | 75"
W 360mm | 14 ¼" with shade 559mm | 22 ¼"

CONSTRUCTED FROM
Cast composite with decorative finish

SHOWN WITH
20" Straight Oval, supplied with Champagne or Forsted Perspex baffle

LAMP
2 x 450lm (5w) LED E14 Candle

FINISHES

1. Bronzed

2. Burnt Silver

3. Versailles Gold

4. White Gold

5. Custom Finish

1. 

2. 

3. 

4. 

5. 



Stucco Plaster White

Sunny Robin Floor Lamp MFL51

DIMENSIONS
H 1475mm | 58 ¼"
W 840mm | 33 ¼"

CONSTRUCTED FROM
Painted and twine wrapped steel with porcelain cast egg

LAMP
2 x 320lm (3w) LED G9 Capsule

FINISHES

1. Multi

2. Stucco Plaster White

3. Custom Finish

1. 

2. 

3. 



Gunmetal with Putty Silk

Reading Floor Lamp SFL36

DIMENSIONS
H 1160mm | 45 ¾" with shade 1320mm | 52"
W 220mm | 8 ¾" with shade 305mm | 12 ¼"

CONSTRUCTED FROM
Patinated or nickel plated brass

SHOWN WITH
12" Tall Cylinder

LAMP
1 x 700lm (8w) LED E27 GLS

FINISHES
1. Gunmetal
2. Nickel



Bronze with Dove Satin

Cross Braced Floor Lamp SFL12

DIMENSIONS
H 1490mm | 58 ¾" with shade 1640mm | 64 ¾"
W 540mm | 21 ½" with shade 540mm | 21 ½"

CONSTRUCTED FROM
Patinated brass

DESIGNER'S NOTE
The patination of this piece will naturally evolve over time

SHOWN WITH
20" Short Cylinder

LAMP
2 x 400lm (5w) LED E27 Mini Globe

FINISHES
1. Bronze



Aged Gold and Black

Arc Floor Lamp MFL46

DIMENSIONS
H 1300mm | 51 ¼"
W 120mm | 4 ¾"

CONSTRUCTED FROM
Patinated brass

DESIGNER'S NOTE
The patination of this piece will naturally evolve over time

LAMP
1 x 320lm (3w) LED G9 Capsule

FINISHES
1. Aged Gold
2. Aged Gold and Black
3. Bronze
4. Custom Finish



French Brass with Dove Satin

Tapering Harral Floor Lamp MFL37


DIMENSIONS
H 1960mm | 77 ¼" with shade 1960mm | 77 ¼"
W 420mm | 16 ¾" with shade 559mm | 22 ¼"

CONSTRUCTED FROM
Forged steel with decorative finish

SHOWN WITH
22" Tall Eye, supplied with Champagne or Frosted Perspex baffle

LAMP
2 x 450lm (5w) LED E14 Candle

FINISHES
1. Bronzed
2. Burnt Silver
3. French Brass
4. Custom Finish





Wall *Lights*



Large Spry Wall Light in Gilded Rust with Natural Linen



Plaster White

Clam Shell Wall Light TWL129

DIMENSIONS
H 180mm | 7 ¼"
W 440mm | 17 ½"

PROJECTION
165mm | 6 ½"

CONSTRUCTED FROM
Cast composite with decorative finish

LAMP
2 x 320lm (3w) LED G9 Capsule



FINISHES
1. Plaster White
2. Custom Finish

1.  2. 



Tawny

Mushroom Wall Light Small TWL135S

DIMENSIONS
H 235mm | 9 ½"
W 285mm | 11 ¼"

PROJECTION
240mm | 9 ½"

CONSTRUCTED FROM
Printed cornstarch based compound with decorative plaster finish

LAMP
150lm (2w) LED G4 Capsule

See website for UL backplate information

FINISHES
1. Plaster White
2. Custom Finish

1.  2. 



Plaster White

Compton Wall Light TWL136

DIMENSIONS
H 250mm | 10"
W 365mm | 14 ½"



PROJECTION
150mm | 6"

CONSTRUCTED FROM
Cast composite and metal with decorative finish

LAMP
2 x 320lm (3w) LED G9 Capsule

See website for UL backplate information

FINISHES
1. Plaster White
2. Custom Finish

1.  2. 



Tawny

Mushroom Wall Light Large TWL135L


DIMENSIONS
H 350mm | 14"
W 720mm | 28 ½"

PROJECTION
390mm | 15 ½"

CONSTRUCTED FROM
Printed cornstarch based compound with decorative plaster finish

LAMP
150lm (2w) LED G4 Capsule

FINISHES
1. Plaster White
2. Custom Finish

1.  2. 



Plaster White

Oyster Wall Light TWL133

DIMENSIONS
H 580mm | 23"
W 370mm | 14 ¾"


PROJECTION
170mm | 6 ¾"

CONSTRUCTED FROM
Cast composite and metal with decorative finish

LAMP
320lm (3w) LED G9 Capsule

See website for UL backplate information

FINISHES
1. Plaster White
2. Custom Finish



Bright Gold with Natural Linen

Toucan Wall Light TWL130

DIMENSIONS
H 260mm | 10 ¼" with shade 335mm | 13 ¼"
W 195mm | 7 ¾" with shade 195mm | 7 ¾"

PROJECTION
140mm | 5 3/4"

CONSTRUCTED FROM
Cast composite and brass with decorative finish

DESIGNER'S NOTE
Left and right (pictured) options available.

LAMPSHADE SHOWN
5" Toucan Fez

LAMP
1 x 450lm (5w) LED E14 Candle

This product is not UL listed



FINISHES
1. Bright Gold
2. French Brass
3. Custom Finish



Gilded Rust with Natural Linen

Spry Wall Light Small TWL134S

DIMENSIONS
H 340mm | 13 ½" with shade 340mm | 13 ½"
W 175mm | 7" with shade 175mm | 7"

PROJECTION
220mm | 8 ¾"

CONSTRUCTED FROM
Aluminium with decorative finish

LAMPSHADE SHOWN
3 ½" Top Hat

LAMP
1 x 450lm (5w) LED E14 Candle

See website for UL backplate information

FINISHES
1. Gilded Rust
2. Custom Finish



Gilded Rust with Natural Linen

Spry Wall Light Large TWL134L

DIMENSIONS
H 500mm | 19 ¾" with shade 500mm | 19 ¾"
W 530mm | 21" with shade 530mm | 21"

PROJECTION
210mm | 8 ½"

CONSTRUCTED FROM
Aluminium with decorative finish

LAMPSHADE SHOWN
3 ½" Top Hat

LAMP
2 x 450lm (5w) LED E14 Candle

See website for UL backplate information

FINISHES
1. Gilded Rust
2. Custom Finish





Gilded Rust with Natural Linen

Spry Wall Light Medium TWL134M

DIMENSIONS
H 320mm | 12 ½" with shade 320mm | 12 ½"
W 530mm | 21" with shade 530mm | 21"

PROJECTION
320mm | 12 ½"

CONSTRUCTED FROM
Aluminium with decorative finish

LAMPSHADE SHOWN
3 ½" Top Hat

LAMP
2 x 450lm (5w) LED E14 Candle

See website for UL backplate information

FINISHES
1. Gilded Rust
2. Custom Finish



Plaster White

Opheila Wall Light Small TWL128

DIMENSIONS
H 770mm | 30 ½"
W 350mm | 14"


PROJECTION
220mm | 8 ¾"

CONSTRUCTED FROM
Forged Steel with decorative finish

LAMP
3 x 320lm (3w) LED G9 Capsule

See website for UL backplate information

FINISHES
1. Plaster White
2. Custom Finish



Verdigris with Natural Linen

Beatrice Wall Light TWL74

DIMENSIONS
H 745mm | 29 ½" with shade 790mm | 31 ¼"
W 360mm | 14 ¼" with shade 365mm | 14 ½"

PROJECTION
140mm | 5 ¾"


CONSTRUCTED FROM
Copper with decorative finish

LAMPSHADE SHOWN
5" Tall Empire

LAMP
2 x 450lm (5w) LED E14 Candle



FINISHES
1. Venetian Gold
2. Venetian Silver
3. Verdigris



Plaster White

Opheila Wall Light Large TWL128L

DIMENSIONS
H 1115mm | 44"
W 430mm | 17"


PROJECTION
280mm | 11 ¼"

CONSTRUCTED FROM
Forged steel with decorative finish

LAMP
5 x 320lm (3w) LED G9 Capsule

See website for UL backplate information

FINISHES
1. Plaster White
2. Custom Finish





Decayed Silver with Dove Satin

Salperton Wall Light Small TWL56S

DIMENSIONS
H 560mm | 22 ¼" with shade
665mm | 26 ½"
W 180mm | 7 ¼" with shade
229mm | 9 ¼"

LAMPSHADE SHOWN
9" Open Back Short
Rectangle


LAMP
1 x 320lm (3w) LED G9
Capsule

PROJECTION
95mm | 3 ¾"

CONSTRUCTED FROM
Forged steel with
decorative finish



FINISHES
1. Aged Plaster
2. Bronzed
3. Decayed Gold
4. Decayed Silver
5. Plaster White
6. White Gold
7. Custom Finish



Salperton Wall Light Large TWL56L

DIMENSIONS
H 790mm | 31 ¼" with shade
980mm | 38 ¾"
W 180mm | 7 ¼" with shade
229mm | 9 ¼"

LAMPSHADE SHOWN
9" Open Back Rectangle


LAMP
1 x 450lm (5w) LED E14
Candle

PROJECTION
102mm | 4 ¼"

CONSTRUCTED FROM
Forged steel with
decorative finish



FINISHES
1. Aged Plaster
2. Bronzed
3. Decayed Gold
4. Decayed Silver
5. Plaster White
6. White Gold
7. Custom Finish



Decayed Gold with Putty Silk



Decayed Gold with Putty Silk

Salpertini Wall Light TWL72

DIMENSIONS
H 350mm | 14" with shade 380mm | 15"
W 120mm | 4 ¾" with shade 152mm | 6"

PROJECTION
85mm | 3 ½"


CONSTRUCTED FROM
Forged steel with decorative finish

LAMPSHADE SHOWN
6" Open Back Rectangle

LAMP
1 x 320lm (3w) LED G9 Capsule



FINISHES
1. Bronzed
2. Decayed Gold
3. Decayed Silver
4. White Gold
5. Custom Finish



Mayan Gold

Steel Plates Wall Light TWL53

DIMENSIONS
H 910mm | 36"
W 400mm | 15 ¾"

PROJECTION
90mm | 3 ¾"

CONSTRUCTED FROM
Steel with decorative finish

LAMP
3 x 320lm (3w) LED G9 Capsule

FINISHES
1. Mayan Gold
2. Mayan Silver
3. Custom Finish





Plaster White

Bronte Wall Light TWL122

DIMENSIONS
H 515mm | 20 ½"
W 240mm | 9 ½"

PROJECTION
165mm | 6 ½"

CONSTRUCTED FROM
Cast composite with decorative finish

LAMP
LED Supplied Fitted

This product is not UL listed

FINISHES
1. Plaster White
2. Custom Finish



FINISHES
1. Galactic Gold
2. Galactic Silver
3. Stucco White
4. Custom Finish



Stucco White

Neolith Wall Light TWL114

DIMENSIONS
H 500mm | 19 ¾"
W 120mm | 4 ¾"

PROJECTION
100mm | 4"

CONSTRUCTED FROM
Forged steel with decorative finish

LAMP
1 x 320lm (3w) LED G9 Capsule

See website for UL backplate information



Stucco Plaster White

Mimi's Robin Wall Light TWL127

DIMENSIONS
H 360mm | 14 ¼"
W 135mm | 5 ½"


PROJECTION
220mm | 8 ¾"

CONSTRUCTED FROM
Painted and twine wrapped steel with porcelain cast egg

LAMP
1 x 320lm (3w) LED G9 Capsule

This product is not UL listed

FINISHES
1. Stucco Plaster White
2. Custom Finish



Crawford Wall Light TWL124

DIMENSIONS
H 390mm | 15 ½" with shade 520mm | 20 ½"
W 80mm | 3 ¼" with shade 178mm | 7 ¼"

PROJECTION
240mm | 9 ½"


CONSTRUCTED FROM
Forged steel with decorative finish

LAMPSHADE SHOWN
7" Bongo

LAMP
1 x 450lm (5w) LED E14 Candle

See website for UL backplate information

FINISHES
1. Plaster White
2. Custom Finish



Plaster White with Natural Wicker



Plaster White

Medici Piccolo Wall Light TWL77S

DIMENSIONS
H 370mm | 14 ¾"
W 275mm | 11"

PROJECTION
110mm | 4 ½"

CONSTRUCTED FROM
Cast composite with decorative finish and steel

LAMP
LED Supplied Fitted

This product is not UL listed

FINISHES
1. Fresco
2. Plaster White
3. Custom Finish



Plaster White

Pip Wall Light TWL123

DIMENSIONS
H 200mm | 8"
W 380mm | 15"


PROJECTION
85mm | 3 ½"

CONSTRUCTED FROM
Cast composite with decorative finish

LAMP
LED Supplied Fitted

This product is not UL listed

FINISHES
1. Plaster White
2. Custom Finish



French Brass with Natural Wicker

Huck Wall Light Small TWL120S

DIMENSIONS
H 415mm | 16 ½" with shade 520mm | 20 ½"
W 80mm | 3 ¼" with shade 160mm | 6 ½"

PROJECTION
285mm | 11 ¼"

CONSTRUCTED FROM
Forged steel with decorative finish


LAMPSHADE SHOWN
6" Empire

LAMP
1 x 450lm (5w) LED E14 Candle

See website for UL backplate information



FINISHES
1. French Brass
2. Custom Finish



French Brass with Natural Wicker

Huck Wall Light Large TWL120L

DIMENSIONS
H 475mm | 18 ¾" with shade 580mm | 23"
W 225mm | 9" with shade 350mm | 14"

PROJECTION
285mm | 11 ¼"

CONSTRUCTED FROM
Forged steel with decorative finish


LAMPSHADE SHOWN
6" Empire

LAMP
2 x 450lm (5w) LED E14 Candle

See website for UL backplate information



FINISHES
1. French Brass
2. Custom Finish





Chocolate with Natural Linen

Huxley Wall Light TWL132

DIMENSIONS
H 190mm | 7 ½" with shade 285mm | 11 ¼"
W 60mm | 2 ½" with shade 140mm | 5 ¾"

PROJECTION
170mm | 6 ¾"

CONSTRUCTED FROM
Leather and steel with brass or patinated brass

LAMPSHADE SHOWN
5 ½" Fez

LAMP
1 x 450lm (5w) LED E14 Candle

See website for UL backplate information

FINISHES
1. Chocolate
2. Tan
Available in either
Bass or Antiqued Brass



Holden Wall Light Small TWL119

DIMENSIONS
H 190mm | 7 ½" with shade 285mm | 11 ¼"
W 60mm | 2 ½" with shade 140mm | 5 ¾"

PROJECTION
120mm | 4 ¾"

CONSTRUCTED FROM
Steel and brass with wrapped cane

DESIGNER'S NOTE
Cane is a natural material and may vary in tone

LAMPSHADE SHOWN
5 ½" Fez

LAMP
1 x 450lm (5w) LED E14 Candle

See website for UL backplate information



FINISHES
1. Dark Cane with Brass or Antiqued Brass



Dark Cane with Natural Linen



Brass

Kingsley Wall Light TWL125

DIMENSIONS
H 470mm | 18 ¾"
W 105mm | 4 ¼"

PROJECTION
450mm | 17 ¾"

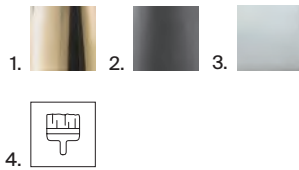
CONSTRUCTED FROM
Patinated or nickel plated brass

LAMP
1 x 320lm (3w) LED G9 Capsule

See website for UL backplate information



FINISHES
1. Brass
2. Bronze
3. Nickel
4. Custom Finish



Holden Wall Light Large TWL119L

DIMENSIONS
H 150mm | 6" with shade 250mm | 10"
W 265mm | 10 ½" with shade 310mm | 12 ¼"

PROJECTION
155mm | 6 ¼"

CONSTRUCTED FROM
Steel and brass with wrapped cane

DESIGNER'S NOTE
Cane is a natural material and may vary in tone

LAMPSHADE SHOWN
5 ½" Fez

LAMP
2 x 450lm (5w) LED E14 Candle

See website for UL backplate information



FINISHES
1. Dark Cane with Brass or Antiqued Brass



Dark Cane with Natural Linen



Burnt Silver with Putty Silk

Lille Wall Light TWL71

DIMENSIONS
H 460mm | 18 ¼" with shade 460mm | 18 ¼"
W 127mm | 5" with shade 127mm | 5"

PROJECTION
190mm | 7 ½"

CONSTRUCTED FROM
Steel and brass with decorative finish

LAMPSHADE SHOWN
5" Tall Cylinder

LAMP
2 x 320lm (3w) LED G9 Capsule



FINISHES
1. Burnt Silver
2. Versailles Gold
3. Custom Finish



French Brass with Natural Linen

Monty Wall Light Junior TWL117J

DIMENSIONS
H 312mm | 12 ½"
W 43mm | 1 ¾" with shade 127mm | 5"

PROJECTION
260mm | 10 ¼"

CONSTRUCTED FROM
Forged steel with decorative finish


LAMPSHADE SHOWN
5" Monty Empire

LAMP
1 x 450lm (5w) LED E14 Candle

See website for UL backplate information



FINISHES
1. Bronzed
2. Decayed Silver
3. French Brass
4. White Gold
5. Custom Finish



French Brass

Pillar Wall Light SWL09

DIMENSIONS
H 240mm | 9 ½"
W 80mm | 3 ¼"

PROJECTIVE
155mm | 6 ¼"


CONSTRUCTED FROM
Steel and Brass with a decorative finish

LAMP
2 x 320lm (3w) LED G9 Capsule

See website for UL backplate information



FINISHES
1. Bronzed
2. Burnt Silver
3. French Brass
4. Custom Finish



French Brass with Putty Silk

Monty Wall Light Senior TWL117S

DIMENSIONS
H 440mm | 16 ¼"
W 43mm | 1 ¾" with shade 127mm | 5"

PROJECTION
310mm | 12 ¼"

CONSTRUCTED FROM
Forged steel with decorative finish


LAMPSHADE SHOWN
5" Willow Empire

LAMP
1 x 450lm (5w) LED E14 Candle

See website for UL backplate information



FINISHES
1. Bronzed
2. Decayed Silver
3. French Brass
4. White Gold
5. Custom Finish





Decayed Gold

Escher Wall Light TWL82L

DIMENSIONS
H 550mm | 21 ¾"
W 180mm | 7 ¼"

PROJECTION
100mm | 4"

CONSTRUCTED FROM
Forged steel with decorative finish

LAMP
2 x 320lm (3w) LED G9 Capsule



FINISHES
1. Decayed Gold
2. Decayed Silver
3. Custom Finish



White Gold with Putty Silk

Flynn Caged Wall Light TWL38

DIMENSIONS
H 1020mm | 40 ¼" with shade 1020mm | 40 ¼"
W 356mm | 14 ¼" with shade 356mm | 14 ¼"

PROJECTION
152mm | 6"

CONSTRUCTED FROM
Forged steel with decorative finish

LAMPSHADE SHOWN
14" Caged Semi Cylinder

LAMP
1 x 320lm (3w) LED G9 Capsule

FINISHES
1. Bronzed
2. Burnt Silver
3. Decayed Silver
4. Gold
5. White Gold
6. Custom Finish



Polished Bronze

Ripple Wall Light TWL103

DIMENSIONS
H 365mm | 14 ½"
W 145mm | 5 ¾"

PROJECTION
60mm | 2 ½"


CONSTRUCTED FROM
Polished bronze and steel with a decorative finish

DESIGNER'S NOTE
The patination of this piece will naturally evolve over time

LAMP
2 x 320lm (3w) LED G9 Capsule



FINISHES
1. Polished Bronze
2. Custom Finish



White Gold with Putty Silk

Scruffy Ribbon Wall Light TWL49

DIMENSIONS
H 410mm | 16 ¼" with shade 410mm | 16 ¼"
W 170mm | 6 ¾" with shade 170mm | 6 ¾"

PROJECTION
105mm | 4 ¼"

CONSTRUCTED FROM
Steel with decorative finish

LAMPSHADE SHOWN
6 ½" Open Back Oval

LAMP
2 x 320lm (3w) LED G9 Capsule



FINISHES
1. Decayed Silver
2. White Gold
3. Custom Finish





Bronzed with Putty Silk

Olivier Wall Light TWL28

DIMENSIONS

H 815mm | 32 ¼" with shade 815mm | 32 ¼"
W 160mm | 6 ½" with shade 406mm | 16"

LAMPSHADE SHOWN
16" Tall Semi Cylinder

LAMP
2 x 320lm (3w) LED G9 Capsule

PROJECTION
152mm | 6"

See website for UL backplate information

CONSTRUCTED FROM
Cast composite and brass with decorative finish



FINISHES

1. Bronzed
2. Burnt Silver
3. Versailles Gold
4. White Gold
5. Custom Finish



Miro Wall Light TWL47

DIMENSIONS

H 750mm | 29 ¾" with shade 935mm | 37"
W 220mm | 8 ¾" with shade 305mm | 12 ¼"

PROJECTION
127mm | 5"

CONSTRUCTED FROM
Forged steel with decorative finish


LAMPSHADE SHOWN
12" Open Back Miro

LAMP
1 x 450lm (5w) LED E14 Candle



FINISHES

1. Bright Gold
2. Burnt Silver
3. French Brass
4. Custom Finish



Bright Gold with Putty Silk



Burnished Silver with Putty Silk

Tapering Wall Light TWL16S

DIMENSIONS

H 410mm | 16 ¼" with shade 570mm | 22 ½"
W 60mm | 2 ½" with shade 102mm | 4 ¼"

PROJECTION
180mm | 7 ¼"

CONSTRUCTED FROM
Forged steel with decorative finish

LAMPSHADE SHOWN
4" Short Cube

LAMP
1 x 450lm (5w) LED E14 Candle

See website for UL backplate information



FINISHES

1. Burnished Silver
2. Italian Rust
3. Custom Finish



Ring Wall Light TWL70

DIMENSIONS

H 315mm | 12 ½" with shade 340mm | 13 ½"
W 180mm | 7 ¼" with shade 273mm | 10 ¾"

PROJECTION
110mm | 4 ½"

CONSTRUCTED FROM
Forged steel with decorative finish


LAMPSHADE SHOWN
10" Open Back Empire

LAMP
1 x 320lm (3w) LED G9 Capsule



FINISHES

1. Bronzed
2. Decayed Silver
3. French Brass
4. Custom Finish



Bronzed with Natural Linen



Burnt Silver with Natural Silk

Yves Wall Light TWL39

DIMENSIONS
H 750mm | 29 ¾" with shade 810mm | 32"
W 173mm | 7" with shade 406mm | 16"

PROJECTION
152mm | 6"

CONSTRUCTED FROM
Forged steel with decorative finish


DESIGNER'S NOTE
Left and right (pictured) options available.

LAMPSHADE SHOWN
16" Tall Semi Cylinder

LAMP
1 x 450lm (5w) LED E14 Candle



FINISHES
1. Burnt Silver
2. White Gold
3. Custom Finish



White Gold with Putty Silk

Blossom Wall Light TWL48

DIMENSIONS
H 410mm | 16 ¼" with shade 410mm | 16 ¼"
W 170mm | 6 ¾" with shade 170mm | 6 ¾"

PROJECTION
105mm | 4 ¼"

CONSTRUCTED FROM
Forged steel with decorative finish and glass

LAMPSHADE SHOWN
6 ½" Open Back Oval

LAMP
2 x 320lm (3w) LED G9 Capsule



FINISHES
1. Decayed Silver with Glass
2. White Gold with Glass
3. Custom Finish



Decayed Silver with Putty Silk

Sabre Wall Light TWL86

DIMENSIONS
H 420mm | 16 ¾" with shade 510mm | 20 ¼"
W 140mm | 5 ¾" with shade 185mm | 7 ½"

PROJECTION
115mm | 4 ¾"


CONSTRUCTED FROM
Forged steel with decorative finish

LAMPSHADE SHOWN
7 ¼" Open Back Oval

LAMP
1 x 320lm (3w) LED G9 Capsule



FINISHES
1. Bronzed
2. Decayed Silver
3. French Brass
4. Custom Finish



Decayed Silver with Putty Silk

Trailing Blossom Wall Light TWL68

DIMENSIONS
H 510mm | 20 ¼" with shade 570mm | 22 ½"
W 250mm | 10" with shade 356mm | 14 ¼"

PROJECTION
155mm | 6 ¼"

CONSTRUCTED FROM
Forged steel with decorative finish and glass

LAMPSHADE SHOWN
14" Semi Cylinder

LAMP
1 x 320lm (3w) LED G9 Capsule



FINISHES
1. Decayed Silver with Glass
2. White Gold with Glass
3. Custom Finish





Antiqued Brass with Putty Silk

Nicolas Wall Light TWL15

DIMENSIONS
H 530mm | 21" with shade 600mm | 23 ¾"
W 310mm | 12 ¼" with shade 356mm | 14 ¼"

PROJECTION
152mm | 6"

CONSTRUCTED FROM
Nickel plated steel or patinated brass

LAMPSHADE SHOWN
14" Semi Cylinder

LAMP
1 x 320lm (3w) LED G9 Capsule



FINISHES
1. Antiqued Brass 2. Nickel



French Brass with Dove Satin

Pendolino Wall Light Small TWL58S

DIMENSIONS
H 430mm | 17" with shade 520mm | 20 ½"
W 130mm | 5 ¼" with shade 165mm | 6 ½"

PROJECTION
85mm | 3 ½"

CONSTRUCTED FROM
Forged steel with decorative finish or nickel plated brass

LAMPSHADE SHOWN
6" Semi Cylinder

LAMP
1 x 320lm (3w) LED G9 Capsule



FINISHES
1. Burnt Silver 2. French Brass 3. Nickel



Gold with Putty Silk

Flynn Wall Light TWL24S

DIMENSIONS
H 575mm | 22 ¾" with shade 650mm | 25 ¾"
W 230mm | 9 ¼" with shade 406mm | 16"

PROJECTION
152mm | 6"


CONSTRUCTED FROM
Forged steel with decorative finish

LAMPSHADE SHOWN
16" Tall Semi Cylinder

LAMP
1 x 450lm (5w) LED E14 Candle



FINISHES
1. Bronzed 2. Burnished Silver 3. Gold 4. Custom Finish



Nickel with Dove Satin

Pendolino Wall Light Large TWL58L

DIMENSIONS
H 635mm | 25" with shade 810mm | 32"
W 170mm | 6 ¾" with shade 229mm | 9 ¼"

PROJECTION
102mm | 4 ¼"

CONSTRUCTED FROM
Forged steel with decorative finish or nickel plated brass

LAMPSHADE SHOWN
9" Semi Cylinder

LAMP
1 x 450lm (5w) LED E14 Candle



FINISHES
1. Burnt Silver 2. French Brass 3. Nickel 4. Custom Finish





Cosmic Silver

Leaf I Wall Light Small TWL91S

DIMENSIONS
H 725mm | 28 ¾"
W 180mm | 7 ¼"

PROJECTION
110mm | 4 ½"

CONSTRUCTED FROM
Forged steel with decorative finish

DESIGNER'S NOTE
Left and right options available, these are not mirrored identically, please refer to website

LAMP
2 x 320lm (3w) LED G9 Capsule

FINISHES
1. Cosmic Gold
2. Cosmic Silver
3. Custom Finish

1. 

2. 

3. 



Cosmic Gold

Leaf I Wall Light Large TWL91L

DIMENSIONS
H 1390mm | 54 ¾"
W 180mm | 7 ¼"


PROJECTION
110mm | 4 ½"

CONSTRUCTED FROM
Forged steel with decorative finish

DESIGNER'S NOTE
Left and right options available, these are not mirrored identically, please refer to website

LAMP
4 x 320lm (3w) LED G9 Capsule

FINISHES
1. Cosmic Gold
2. Cosmic Silver
3. Custom Finish

1. 

2. 

3. 



Burnt Silver with Putty Silk

Halley Wall Light TWL84

DIMENSIONS
H 765mm | 30 ¼" with shade 950mm | 37 ½"
W 115mm | 4 ¾" with shade 152mm | 6"

PROJECTION
115mm | 4 ¾"


CONSTRUCTED FROM
Forged steel with decorative finish


LAMPSHADE SHOWN
6" Halley Oval


LAMP
1 x 450lm (5w) LED E14 Candle




FINISHES
1. Bronzed
2. Burnt Silver
3. White Gold
4. Custom Finish

1. 

2. 

3. 

4. 



White Gold with Dove Satin

Matchstick Wall Light TWL64

DIMENSIONS
H 430mm | 17" with shade 430mm | 17"
W 180mm | 7 ¼" with shade 180mm | 7 ¼"

PROJECTION
102mm | 4 ¼"


CONSTRUCTED FROM
Forged steel with decorative finish


LAMPSHADE SHOWN
6 ½" Matchstick


LAMP
2 x 320lm (3w) LED G9 Capsule




FINISHES
1. Bronzed
2. Burnt Silver
3. White Gold
4. Custom Finish

1. 

2. 

3. 

4. 



Bronze - Antiqued Brass

Covex Wall Light Small TWL92S

DIMENSIONS
H 230mm | 9 ¼"
W 100mm | 4"

PROJECTION
90mm | 3 ¾"

CONSTRUCTED FROM
Patinated brass

DESIGNER'S NOTE
The patination of this piece will naturally evolve over time

LAMP
1 x 320lm (3w) LED G9 Capsule

This product is not UL listed

FINISHES
1. Bronze - Antiqued Brass



Bronze - Antiqued Brass

Covex Wall Light Large TWL92L

DIMENSIONS
H 406mm | 16"
W 225mm | 9"

PROJECTION
150mm | 6"

CONSTRUCTED FROM
Patinated brass

DESIGNER'S NOTE
The patination of this piece will naturally evolve over time

LAMP
2 x 320lm (3w) LED G9 Capsule

FINISHES
1. Bronze - Antiqued Brass



Polished Steel

Waterfall Wall Light Small TWL23S


DIMENSIONS
H 350mm | 14"
W 200mm | 8"

PROJECTION
76mm | 3"

LAMP
2 x 320lm (3w) LED G9 Capsule



FINISHES
1. Polished Steel



Polished Steel

Waterfall Wall Light Large TWL23L

DIMENSIONS
H 650mm | 25 ¾"
W 280mm | 11 ¼"

PROJECTION
98mm | 4"

LAMP
2 x 320lm (3w) LED G9 Capsule



FINISHES
1. Polished Steel



Brass

Chloe Wall Light Small TWL90S

DIMENSIONS
H 580mm | 23"
W 70mm | 3"

PROJECTION
55mm | 2 1/4"

CONSTRUCTED FROM
Patinated or nickel plated brass and perspex

LAMP
LED Supplied Fitted

This product is not UL listed



FINISHES
1. Brass
2. Nickel



French Brass with Putty Silk

Lartigue Wall Light TWL27S

DIMENSIONS
H 300mm | 12" with shade
465mm | 18 1/2"
W 50mm | 2" with shade
178mm | 7 1/4"

PROJECTION
220mm | 8 3/4"

CONSTRUCTED FROM
Nickel plated brass and
steel or brass and steel
with decorative finish and
crystal cubes


LAMPSHADE SHOWN
7" Bongo

LAMP
1 x 450lm (5w) LED E14
Candle

See website for UL
backplate information



FINISHES
1. Burnt Silver
2. French Brass
3. Nickel
4. Custom Finish



Nickel

Chloe Wall Light Large TWL90

DIMENSIONS
H 375mm | 15"
W 175mm | 7"

PROJECTION
65mm | 2 3/4"

CONSTRUCTED FROM
Patinated or nickel plated brass and perspex

LAMP
LED Supplied Fitted

This product is not UL listed



FINISHES
1. Nickel



Brass with Putty Silk

Luca Wall Light TWL88

DIMENSIONS
H 743mm | 29 1/2" with shade 743mm | 29 1/2"
W 135mm | 5 1/2" with shade 165mm | 6 1/2"

PROJECTION
90mm | 3 3/4"

CONSTRUCTED FROM
Brass with decorative finish

LAMPSHADE SHOWN
6" Luca Semi Cylinder

LAMP
1 x 320lm (3w) LED G9 Capsule



FINISHES
1. Brass



Brushed Brass

Picture Wall Light PL04


DIMENSIONS
H 45mm | 2"
W 406mm | 16"

PROJECTION
197mm | 8"


CONSTRUCTED FROM
Patinated or Nickel Plated Brass


LAMP
LED Supplied Fitted


See website for UL backplate information



FINISHES
1. Brushed Brass
2. Brushed Bronze
3. Brushed Nickel

1.

2.

3.



Chocolate

Huxley Flexible Wall Light TWL131

DIMENSIONS
H 285mm | 11 ¼"
W 85mm | 3 ½"


PROJECTION
390mm | 15 ½"


CONSTRUCTED FROM
Leather with brass or patinated brass

LAMP
1 x 320lm (3w) LED G9 Capsule

See website for UL backplate information

FINISHES
1. Chocolate
2. Tan

1.

2.



Antique Brass

Jordan Wall Light Small TWL89S

DIMENSIONS
H 85mm | 3 ½"
W 85mm | 3 ½"

PROJECTION
300MM | 12"


CONSTRUCTED FROM
Patinated or nickel plated brass


DESIGNER'S NOTE
The patination of this piece will naturally evolve over time


LAMP
LED Supplied Fitted

See website for UL backplate information

FINISHES
1. Antique Brass
2. Bronze
3. Nickel

1.

2.

3.



Bronze

Jordan Wall Light Large TWL89L

DIMENSIONS
H 85mm | 3 ½"
W 85mm | 3 ½"

PROJECTION
400mm | 15 ¾"


CONSTRUCTED FROM
Patinated or nickel plated brass


DESIGNER'S NOTE
The patination of this piece will naturally evolve over time


LAMP
LED Supplied Fitted

See website for UL backplate information

FINISHES
1. Antique Brass
2. Bronze
3. Nickel

1.

2.

3.



Polished Brass with Putty Silk

Bentley Wall Light SWL08

DIMENSIONS
H 240mm | 9 ½" with shade 350mm | 14"
W 260mm | 10 ¼" with shade 368mm | 14 ½"

PROJECTION
540mm | 21 ½"

CONSTRUCTED FROM
Cast patinated or nickel plated brass

DESIGNER'S NOTE
The Gunmetal finish with naturally patinate over time.
Polished Brass is a lacquered finish.

LAMPSHADE SHOWN
10" Bentley Cylinder

LAMP
1 x 700lm (8w) LED E27 GLS



FINISHES
1. Gunmetal
2. Nickel
3. Polished Brass



Nickel with Natural Linen

Baby Library Wall Light SWL07

DIMENSIONS
H 160mm | 6 ½" with shade 240mm | 9 ½"
W 40mm | 1 ¾" with shade 102mm | 4 ¼"

PROJECTION
160mm | 6 ½"

CONSTRUCTED FROM
Cast patinated or nickel plated brass

DESIGNER'S NOTE
The Gunmetal finish with naturally patinate over time

LAMPSHADE SHOWN
5 ½" Fez

LAMP
1 x 320lm (3w) LED G9 Capsule

See website for UL backplate information



FINISHES
1. Gunmetal
2. Nickel



Polished Brass with Oat Linen

Bedside Wall Light SWL05

DIMENSIONS
H 240mm | 9 ½" with shade 342mm | 13 ½"
W 160mm | 6 ½" with shade 267mm | 10 ¾"

PROJECTION
300mm | 12"

CONSTRUCTED FROM
Cast patinated or nickel plated brass

DESIGNER'S NOTE
The Gunmetal finish with naturally patinate over time.
Polished Brass is a lacquered finish.

LAMPSHADE SHOWN
7" Bongo

LAMP
1 x 450lm (5w) LED E14 Candle + LED Supplied fitted



FINISHES
1. Gunmetal
2. Nickel
3. Polished Brass



Polished Brass with Oat Linen

Library Wall Light SWL06

DIMENSIONS
H 240mm | 9 ½" with shade 368mm | 14 ½"
W 267mm | 10 ¾" with shade 260mm | 10 ¼"

CONSTRUCTED FROM
Cast patinated or nickel plated brass

DESIGNER'S NOTE
The Gunmetal finish with naturally patinate over time.
Polished Brass is a lacquered finish.

LAMPSHADE SHOWN
7" Bongo

LAMP
1 x 450lm (5w) LED E14 Candle



FINISHES
1. Gunmetal
2. Nickel
3. Polished Brass





Nickel with Dove Satin

Lilburn Wall Light Small TWL63S

DIMENSIONS
H 260mm | 10 ¼" with shade 260mm | 10 ¼"
W 104mm | 4 ¼" with shade 104mm | 4 ¼"

PROJECTION
128mm | 5 ¼"

CONSTRUCTED FROM
Cast brass or nickel plated brass with steel

DESIGNER'S NOTE
The Gunmetal finish with naturally patinate over time.
Polished Brass is a lacquered finish.

LAMPSHADE SHOWN
2 ¾" Small Lilburn

LAMP
2 x 320lm (3w) LED G9 Capsule

This product is not UL listed

FINISHES
1. Brass
2. Gunmetal
3. Nickel

1. 2. 3.





Brass with Putty Silk

Lilburn Wall Light Large TWL63L

DIMENSIONS
H 340mm | 13 ½" with shade 340mm | 13 ½"
W 115mm | 4 ¾" with shade 115mm | 4 ¾"

PROJECTION
133mm | 5 ¼"

CONSTRUCTED FROM
Cast brass or nickel plated brass with steel

DESIGNER'S NOTE
The Gunmetal finish with naturally patinate over time.
Polished Brass is a lacquered finish.

LAMPSHADE SHOWN
3" Large Lilburn


LAMP
2 x 320lm (3w) LED G9 Capsule

See website for UL backplate information



FINISHES
1. Brass
2. Gunmetal
3. Nickel

1. 2. 3.





Perspex - Nickel

Emperor Bathroom Wall Light BWL01

DIMENSIONS
H 285mm | 11 ¼"
W 63mm | 2 ½"

PROJECTION
86mm | 3 ½"

CONSTRUCTED FROM
Nickel plated brass with frosted glass

LAMP
1 x 320lm (3w) LED G9 Capsule

This product is not UL listed

FINISHES
1. Nickel
2. Brass

1. 2.



Marlin Bathroom Wall Light BWL04

DIMENSIONS
H 235mm | 9 ½" with shade 330mm | 13"
W 125mm | 5" with shade 165mm | 6 ½"

PROJECTION
108mm | 4 ½"

CONSTRUCTED FROM
Cast perspex with nickel plated brass and steel

LAMPSHADE SHOWN
6 ½" Open Back Marlin

LAMP
1 x 320lm (3w) LED G9 Capsule

See website for UL backplate information

FINISHES
1. Perspex - Nickel



Antique Brass

Mussel Shell Bathroom Wall Light BWL03

DIMENSIONS
H 244mm | 9 ¾"
W 133mm | 5 ¼"


PROJECTION
68mm | 2 ¾"

CONSTRUCTED FROM
Nickel plated brass and steel

LAMP
1 x 320lm (3w) LED G9 Capsule

See website for UL backplate information

FINISHES
1. Antique Brass
2. Bronze
3. Nickel



French Brass

Metal Curl Wall Light TWL57

DIMENSIONS
H 300mm | 12"
W 215mm | 8 ½"

PROJECTION
90mm | 3 ¾"

CONSTRUCTED FROM
Aluminium and steel with decorative finish

LAMP
1 x 320lm (3w) LED G9 Capsule

FINISHES
1. Burnished Silver
2. French Brass
3. Custom Finish



Antiqued Plaster

Scallop Shell Wall Light TWL52

DIMENSIONS
H 590mm | 23 ¼"
W 515mm | 20 ½"


PROJECTION
190mm | 7 ½"

CONSTRUCTED FROM
Cast composite and steel with decorative finish

LAMP
1 x 320lm (3w) LED G9 Capsule



FINISHES
1. Antiqued Plaster
2. Custom Finish



Galactic Gold

Solstice Wall Light TWL108

DIMENSIONS
H 190mm | 7 ½"
W 190mm | 7 ½"


PROJECTION
115mm | 4 ¾"

CONSTRUCTED FROM
Forged steel with decorative finish

LAMP
1 x 320lm (3w) LED G9 Capsule

See website for UL backplate information

FINISHES
1. Blackened Steel
2. Galactic Gold
3. Custom Finish





Gold with Whisper Silk Linen

Cow Wall Light TWL78

DIMENSIONS
H 200mm | 8" with shade 340mm | 13 ½"
W 115mm | 4 ¾" with shade 152mm | 6"

PROJECTION
240mm | 9 ½"

CONSTRUCTED FROM
Brass steel and cast composite with decorative finish

LAMPSHADE SHOWN
6" Fez


LAMP
1 x 450lm (5w) LED E14 Candle

See website for UL backplate information



FINISHES

1. Bronzed
2. Burnished Silver
3. Gold
4. Custom Finish



Ebony with Natural Linen

Cross Arm Wall Light TWL04

DIMENSIONS
H 200mm | 8" with shade 301mm | 12"
W 240mm | 9 ½" with shade 330mm | 13"

PROJECTION
148mm | 6"

CONSTRUCTED FROM
Steel with decorative finish

LAMPSHADE SHOWN
4" Cylinder

LAMP
2 x 450lm (5w) LED E14 Candle

FINISHES

1. Ebony
2. Rust
3. Custom Finish



Decayed Gold with Asparagus Satin

Llama Wall Light TWL45

DIMENSIONS
H 335mm | 13 ¼" with shade 449mm | 17 ¾"
W 50mm | 2" with shade 178mm | 7 ¼"

PROJECTION
185mm | 7 ½"

CONSTRUCTED FROM
Cast composite and brass with decorative finish

LAMPSHADE SHOWN
6" Fez

LAMP
1 x 450lm (5w) LED E14 Candle

See website for UL backplate information



FINISHES

1. Decayed Gold
2. Decayed Silver
3. Custom Finish



Indian Red with Natural Linen

Edith Wall Light TWL118

DIMENSIONS
H 230mm | 9 ¼" with shade 330mm | 13"
W 90mm | 3 ¾" with shade 140mm | 5 ¼"

PROJECTION
200mm | 8"

CONSTRUCTED FROM
Brass with decorative finish

LAMPSHADE SHOWN
5 ½" Fez

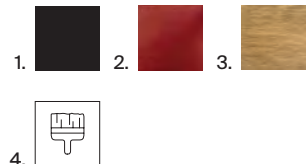
LAMP
1 x 450lm (5w) LED E14 Candle

See website for UL backplate information



FINISHES

1. Black
2. Indian Red
3. French Brass
4. Custom Finish





French Brass with Natural Linen

Willow Wall Light TWL98

DIMENSIONS

H 555mm | 21 ¾" with shade 555mm | 21 ¾"
W 50mm | 2" with shade 127mm | 5"

PROJECTION

335mm | 13 ¼"

CONSTRUCTED FROM

Steel and brass with decorative finish

LAMPSHADE SHOWN

5" Kelly Empire

LAMP


1 x 450lm (5w) LED E14 Candle

See website for UL backplate information



FINISHES

- 1. Bronzed
- 2. Burnt Silver
- 3. French Brass
- 4. Custom Finish





Ceiling *Lights*



Giacometti Lanterns shown in Gold and Verdigris with Natural Linen



Gilded Rust with Natural Linen

Spry Ceiling Light Small MCL88S

WIDTH
600mm | 23 ½"

MAXIMUM DROP
1450mm | 57"

MINIMUM DROP
450mm | 17 ¾"

Additional chain available

CONSTRUCTED FROM
Aluminium with decorative finish

LAMPSHADE SHOWN
3 ½" Top Hat

LAMP
4 x 450lm (5w) LED E14 Candle

FINISHES
1. Gilded Rust
2. Custom Finish



This piece requires a
dedicated carrier and
chargable crate.



Gilded Rust with Natural Linen

Spry Ceiling Light Large MCL88L

WIDTH
690mm | 27 ¼"

MAXIMUM DROP
1770mm | 69 ¾"

MINIMUM DROP
770mm | 30 ½"

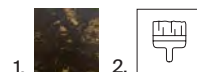
Additional chain available

CONSTRUCTED FROM
Aluminium with decorative finish

LAMPSHADE SHOWN
3 ½" Top Hat

LAMP
9 x 450lm (5w) LED E14 Candle

FINISHES
1. Gilded Rust
2. Custom Finish



This piece requires a
dedicated carrier and
chargable crate.



Versailles Gold

Aubrey Ceiling Light MCL85

WIDTH
470mm | 18 ½"

MAXIMUM DROP
1710mm | 67 ¼"

MINIMUM DROP
760mm | 30"

Additional chain available

CONSTRUCTED FROM
Cast composite and metal with decorative finish

LAMP
LED supplied fitted

This product is not UL listed

FINISHES
1. Plaster White
2. Versailles Gold
3. Custom Finish



Plaster White

Oyster Ceiling Light MCL84

WIDTH
1100mm | 43 ¼"

MAXIMUM DROP
1750mm | 69"


MINIMUM DROP
750mm | 29 ¾"

Additional chain available

CONSTRUCTED FROM
Cast composite and metal with decorative finish

LAMP
LED supplied fitted

FINISHES
1. Plaster White
2. Custom Finish



This piece requires a
dedicated carrier and
chargable crate.



Etienne Lantern
MCL83

WIDTH
335mm | 13 ¼"

MAXIMUM DROP
1740mm | 68 ¾"

MINIMUM DROP
840mm | 33 ¼"

Additional chain available

CONSTRUCTED FROM
Steel and wood with a decorative finish

LAMP
1 x 320lm (3w) LED G9 Capsule

FINISHES

1.	Gold
2.	Verdigris
3.	Custom Finish

Verdigris



Giacometti Lantern Small
MCL76S

WIDTH
240mm | 9 ½"

MAXIMUM DROP
1585mm | 62 ½"

MINIMUM DROP
685mm | 27"

Additional chain available

CONSTRUCTED FROM
Forged steel with decorative finish

LAMPSHADE SHOWN
5" Tall Cylinder

LAMP
1 x 450lm (5w) LED E14 Candle

FINISHES

1.	Carbon
2.	Gold
3.	Custom Finish

Gold with Natural Linen



Salperton Ceiling Light
MCL87

WIDTH
1210mm | 47 ¾"

MAXIMUM DROP
1780mm | 70"

MINIMUM DROP
780mm | 30 ¾"

Additional chain available

CONSTRUCTED FROM
Forged steel with decoratove finish

LAMPSHADE SHOWN
5" Salperton Cylinder

LAMP
6 x 450lm (5w) LED E14 Candle

FINISHES

1.	Verdigris
2.	Versailles Gold
3.	Custom Finish

Versailles Gold with Natural Linen

This piece requires a dedicated carrier and chargeable crate.



Giacometti Lantern Large
MCL76L

WIDTH
335mm | 13 ¼"

MAXIMUM DROP
1755mm | 69 ¼"

MINIMUM DROP
855mm | 33 ¾"

Additional chain available

CONSTRUCTED FROM
Forged steel with decorative finish

LAMPSHADE SHOWN
7" Tall Cylinder

LAMP
1 x 450lm (5w) LED E14 Candle

FINISHES

1.	Carbon
2.	Gold
3.	Custom Finish

Gold with Carbon Linen



Plaster White with Natural Wicker

Crawford Ceiling Light Small MCL67S

WIDTH
1270mm | 50"

LAMPSHADE SHOWN
7" Bongo

MAXIMUM DROP
2415mm | 95 ¼"

LAMP
6 x 400lm (5w) LED E27
Mini Globe

MINIMUM DROP
900mm | 35 ½"

This product is not UL
listed


Additional chain available

CONSTRUCTED FROM
Cast composite and metal
with decorative finish



FINISHES

1. Indian Red
2. New Bronze
3. Pistachio
4. Plaster White
5. Custom Finish



This piece requires a
dedicated carrier and
chargable crate.



Plaster White

Compton Ceiling Light Large MCL65

WIDTH
1345mm | 53"

MAXIMUM DROP
1080mm | 42 ¾"

MINIMUM DROP
940mm | 37 ¼"

Additional chain available

CONSTRUCTED FROM
Cast composite and metal with decorative finish

LAMP
8 x 320lm (3w) LED G9 Capsule



FINISHES

1. Black with Gold
2. Plaster White
3. Custom Finish



This piece requires a
dedicated carrier and
chargable crate.



Indian Red with Natural Wicker

Crawford Ceiling Light Large MCL67

WIDTH
1640mm | 64 ½"

LAMPSHADE SHOWN
7" Bongo

MAXIMUM DROP
2415mm | 95 ¼"

LAMP
6 x 400lm (5w) LED E27
Mini Globe

MINIMUM DROP
900mm | 35 ½"

This product is not UL
listed


Additional chain available

CONSTRUCTED FROM
Cast composite and metal
with decorative finish



FINISHES

1. Indian Red
2. New Bronze
3. Pistachio
4. Plaster White
5. Custom Finish



This piece requires a
dedicated carrier and
chargable crate.



Plaster White

Compton Ceiling Light Two Tier MCL65T

WIDTH
1345mm | 53"

MAXIMUM DROP
2000mm | 78 ¾"

MINIMUM DROP
1000mm | 39 ¼"

Additional chain available

CONSTRUCTED FROM
Cast composite and metal with decorative finish

LAMP
12 x 320lm (3w) LED G9 Capsule



FINISHES

1. Black with Gold
2. Plaster White
3. Custom Finish



This piece requires a
dedicated carrier and
chargable crate.



Plaster White

Compton Ceiling Light Small MCL65S

WIDTH
520mm | 20 ½"

MAXIMUM DROP
1580mm | 62 ¼"

MINIMUM DROP
620mm | 24 ½"

Additional chain available

CONSTRUCTED FROM
Cast composite and metal with decorative finish

LAMP
4 x 320lm (3w) LED G9 Capsule



FINISHES
1. Black with Gold
2. Plaster White
3. Custom Finish



Plaster White

Compton Ceiling Light Oval MCL65A

WIDTH
1450mm | 31"

MAXIMUM DROP
1995mm | 78 ¾"

MINIMUM DROP
1035mm | 40 ¾"


Additional chain available

CONSTRUCTED FROM
Cast composite and metal with decorative finish

LAMP
8 x 320lm (3w) LED G9 Capsule



FINISHES
1. Black with Gold
2. Plaster White
3. Custom Finish



This piece requires a
dedicated carrier and
chargable crate.



Plaster White

Bronte Ceiling Light MCL72

WIDTH
800mm | 31 ½"

MAXIMUM DROP
1980mm | 78"

MINIMUM DROP
940mm | 37 ¼"

CONSTRUCTED FROM
Steel and cast composite with decorative finish

LAMP
LED supplied fitted

This product is not UL listed

FINISHES
1. Plaster White
2. Custom Finish



Plaster White

Viola Lantern MCL71

WIDTH
500mm | 19 ¾"

MAXIMUM DROP
2070mm | 81 ½"

MINIMUM DROP
1030mm | 40 ¾"

Additional chain available

CONSTRUCTED FROM
Steel and cast composite with decorative finish

LAMP
LED supplied fitted

This product is not UL listed

FINISHES
1. Plaster White
2. Custom Finish





Stucco Plaster White

Cloudy Robin Ceiling Light MCL78

WIDTH
640mm | 25 ¼"

MAXIMUM DROP
1820mm | 71 ¾"

MINIMUM DROP
900mm | 35 ½"

Additional chain available

CONSTRUCTED FROM
Painted and twine wrapped steel with porcelain cast egg

LAMP
2 x 320lm (3w) LED G9 Capsule



FINISHES

1. Multi
2. Stucco Plaster White
3. Custom Finish



Stucco Plaster White

Rockin' Robin Ceiling Light MCL79

WIDTH
1300mm | 51 ¼"

MAXIMUM DROP
1980mm | 78"

MINIMUM DROP
980mm | 38 ¾"

Additional chain available

CONSTRUCTED FROM
Painted and twine wrapped steel with porcelain cast egg

LAMP
3 x 320lm (3w) LED G9 Capsule



FINISHES

1. Multi
2. Stucco Plaster White
3. Custom Finish



Bodu Gold

Urchin Ceiling Light MCL61

WIDTH
1000mm | 39 ½"

MAXIMUM DROP
2200mm | 86 ¾"

MINIMUM DROP
1200mm | 47 ¼"

Additional chain available


CONSTRUCTED FROM
Forged steel with decorative finish

DESIGNER'S NOTE
Also available in a small version at 750mm wide

LAMP
13 x 200l (3.5w) Gold LED Golf

FINISHES

1. Bodu Gold
2. Bodu Silver
3. Flint White
4. Custom Finish



This piece requires a dedicated carrier and chargeable crate.



Bright Brass - Milk Glass

Orbit Ceiling Light MCL53

WIDTH
900mm | 37 ¼"

MAXIMUM DROP
980mm | 38 ½"

MINIMUM DROP
550mm | 21 ¾"

CONSTRUCTED FROM
Patinated brass or steel with blown and cast glass

LAMP
7 x 320lm (3w) LED G9 Capsule

FINISHES

1. Bright Brass - Milk Glass



Forest Rust

Ivy Shadow Ceiling Light Small MCL37S

WIDTH
1000mm | 39 ½"

MAXIMUM DROP
1610mm | 63 ½"

MINIMUM DROP
625mm | 24 ¾"

Additional chain available

CONSTRUCTED FROM
Aluminium with decorative
finish

LAMP
3 x 320lm (3w) LED G9
Capsule



FINISHES

1. Forest Gold
2. Forest Rust
3. Forest Silver
4. Forest White
5. Custom Finish



This piece requires a
dedicated carrier and
chargable crate.



Forest White

Ivy Shadow Ceiling Light Large with Flute MCL37L

WIDTH
1750mm | 69"


MAXIMUM DROP
980mm | 38 ½"

CONSTRUCTED FROM
Aluminium with decorative finish

LAMP
6 x 320lm (3w) LED G9 Capsule

FINISHES

1. Forest Gold
2. Forest Rust
3. Forest Silver
4. Forest White
5. Custom Finish



This piece requires a
dedicated carrier and
chargable crate.



Forest Gold

Ivy Shadow Ceiling Light Large with Chain MCL37LC

WIDTH
1750mm | 69"

MAXIMUM DROP
750mm | 29 ½"

MINIMUM DROP
1525mm | 60"

Additional chain available

CONSTRUCTED FROM
Aluminium with decorative
finish

LAMP
6 x 320lm (3w) LED G9
Capsule

FINISHES

1. Forest Gold
2. Forest Rust
3. Forest Silver
4. Forest White
5. Custom Finish



This piece requires a
dedicated carrier and
chargable crate.



Fired Steel

Florence Ceiling Light MCL73

WIDTH
1400mm | 55"

MAXIMUM DROP
1860mm | 73 ¼"

MINIMUM DROP
900mm | 35 ½"

Additional chain available

CONSTRUCTED FROM
Forged Steel

LAMP
5 x 450lm (5w) LED E14 Candle

FINISHES

1. Fired Steel

This piece requires a
dedicated carrier and
chargable crate.



Burnt Silver with Putty Silk

Miro Pumpkin Ceiling Light MCL33

WIDTH
490mm | 19 ¼"

MAXIMUM DROP
2065mm | 81 ½"

MINIMUM DROP
1080mm | 42 ¾"

Additional chain available


CONSTRUCTED FROM
Forged steel with
decorative finish

LAMPSHADE SHOWN
7" Miro Cylinder

LAMP
3 x 320lm (3w) LED G9
Capsule

FINISHES

1. Bright Gold
2. Bronzed
3. Burnt Silver
4. French Brass
5. Custom Finish



Burnt Silver with Putty Silk

Miro Ceiling Light MCL22

WIDTH
365mm | 14 ¼"

MAXIMUM DROP
1825mm | 72"

MINIMUM DROP
840mm | 33 ¼"

Additional chain available


CONSTRUCTED FROM
Forged steel with
decorative finish

LAMPSHADE SHOWN
4" Tall Cylinder

LAMP
1 x 450lm (5w) LED E14
Candle

FINISHES

1. Bright Gold
2. Bronzed
3. Burnt Silver
4. French Brass
5. Custom Finish



White Gold with Putty Silk

Flynn Caged Stairwell Lantern MCL16

WIDTH
324mm | 12 ¾"

MAXIMUM DROP
2285mm | 90"

MINIMUM DROP
1350mm | 53 ¼"

Additional chain available


LAMPSHADE SHOWN
12 ¾" Short Cylinder with
Champagne Perspex
diffuser

LAMP
3 x 320lm (3w) LED G9
Capsule

CONSTRUCTED FROM
Forged steel with
decorative finish

FINISHES

1. Bronzed
2. Burnt Silver
3. Decayed Silver
4. Gold
5. White Gold
6. Custom Finish



Old Brass with Natural Linen

Iago Ceiling Light MCL80

WIDTH
370mm | 14 ½"

MAXIMUM DROP
2425mm | 95 ½"

MINIMUM DROP
1500mm | 59 ¼"

Additional chain available

CONSTRUCTED FROM
Patinated brass

LAMPSHADE SHOWN
5" Iago

LAMP
LED supplied fitted

This product is not UL listed

FINISHES
1. Old Brass



Scratched Gold - Fired Copper with Truffle Silk

Lollipop Ceiling Light Extra Small MCL20X

WIDTH 795mm 31 ¼"	CONSTRUCTED FROM Forged steel with decorative finish
MAXIMUM DROP 1940mm 76 ½"	LAMPSHADE SHOWN 4 ¼" Cylinder
MINIMUM DROP 970mm 38 ¼"	LAMP 4 x 320lm (3w) LED G9 Capsule
Additional chain available	

FINISHES

1. Scratched Gold - Fired Gold

2. Scratched Silver - Fired Copper

3. Custom Finish

1.

2.

3.



Scratched Silver - Fired Copper with Dove Satin

Lollipop Ceiling Light Short MCL20S

WIDTH 1080mm 42 ½"	CONSTRUCTED FROM Forged steel with decorative finish
MAXIMUM DROP 1975mm 78"	LAMPSHADE SHOWN 4 ¼"Cylinder
MINIMUM DROP 970mm 38 ¼"	LAMP 8 x 320lm (3w) LED G9 Capsule
Additional chain available	

FINISHES

1. Scratched Gold - Fired Gold

2. Scratched Silver - Fired Copper

3. Custom Finish

1.

2.

3.

This piece requires a dedicated carrier and chargeable crate.



Scratched Gold - Fired Copper with Truffle Silk

Lollipop Ceiling Light Large MCL20L

WIDTH 1080mm 42 ½"	CONSTRUCTED FROM Forged steel with decorative finish
MAXIMUM DROP 2265mm 89 ¼"	LAMPSHADE SHOWN 4 ¼" Cylinder
MINIMUM DROP 1300mm 51 ¼"	LAMP 8 x 320lm (3w) LED G9 Capsule
Additional chain available	

FINISHES

1. Scratched Gold - Fired Gold

2. Scratched Silver - Fired Copper

3. Custom Finish

1.

2.

3.

This piece requires a dedicated carrier and chargeable crate.



Brass - Bronze

Sputnik Ceiling Light MCL34

WIDTH 1120mm 44"	CONSTRUCTED FROM Patinated brass
MAXIMUM DROP 2065mm 81 ½"	DESIGNER'S NOTE The patination of this piece will naturally evolve over time
MINIMUM DROP 1158mm 45 ¾"	LAMP 7 x 320lm (3w) LED G9 Capsule
Additional chain available	

FINISHES

1. Brass - Bronze

This piece requires a dedicated carrier and chargeable crate.



Natural

Marley Ceiling Light
MCL75

WIDTH
510mm | 20"

MAXIMUM DROP
1215mm | 48"

MINIMUM DROP
1158mm | 45 ¾"

CONSTRUCTED FROM
Woven water hyacinth

DESIGNER'S NOTE
Water Hyacinth is a natural material and may vary in tone

LAMP
1 x 700lm (8w) LED E27 GLS

FINISHES
1. Natural



Natural

Beckett Ceiling Light
MCL74

WIDTH
665mm | 26 ¼"

MAXIMUM DROP
615mm | 24 ¼"

MINIMUM DROP
400mm | 15 ¾"

Custom rod lengths available upon request

CONSTRUCTED FROM
Bamboo with patinated brass

DESIGNER'S NOTE
Bamboo is a natural material and may vary in tone

LAMP
2 x 450lm (5w) LED E14 Candle

FINISHES
1. Bamboo



Dark Cane with Natural Linen

Holden Ceiling Light
MCL77

WIDTH
585mm | 23"

MINIMUM DROP
390mm | 15 ½"

DROPS AVAILABLE
1. 390mm | 15 ½" 2. 480mm | 19" 3. 610mm | 24"
4. 1050mm | 41 ½"

Custom rod lengths available upon request

CONSTRUCTED FROM
Steel and brass with wrapped cane

DESIGNER'S NOTE
Cane is a natural material and may vary in tone

LAMP SHADE SHOWN
5 ½" Fez

LAMP
4 x 450lm (5w) LED E14 Candle

FINISHES
1. Dark Cane



Plaster White

Tulip Ceiling Light
MCL66

WIDTH
1425mm | 56"

MINIMUM DROP
995mm | 39 ¼"

DROPS AVAILABLE
1. 995mm | 39" 2. 1295mm | 51" 3. 1595mm | 62 ¾"

Custom rod lengths available upon request

CONSTRUCTED FROM
Forged steel with decorative finish and spun brass

LAMP
5 x 320lm (3w) LED G9 Capsule



FINISHES
1. Black
2. Pistachio
3. Plaster White
4. Custom Finish



This piece requires a dedicated carrier and chargeable crate.



Verdigris with Natural Linen

Neptune Ceiling Light Small MCL51S

WIDTH
980mm | 38 ½"

CONSTRUCTED FROM
Steel with decorative finish

MAXIMUM DROP
1560mm | 61 ½"

LAMPSHADE SHOWN
4" Cylinder

MINIMUM DROP
605mm | 24"

LAMP
8 x 450lm (5w) LED E14
Candle

Additional chain available



FINISHES

1. Bronzed
2. Burnt Silver
3. French Brass
4. Verdigris
5. Custom Finish



This piece requires a
dedicated carrier and
chargable crate.



Fired Copper with Bright Gold

Bianca Ceiling Light MCL19

WIDTH
680mm | 26 ¾"

MAXIMUM DROP
1985mm | 78 ¼"

MINIMUM DROP
1030mm | 40 ¾"

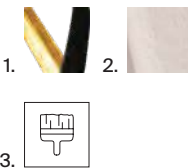
Additional chain available

CONSTRUCTED FROM
Cast composite and metal with decorative finish

LAMP
1 x 320lm (3w) LED G9 Capsule

FINISHES

1. Fired Copper - Bright Gold
2. Plaster White
3. Custom Finish



This piece requires a
dedicated carrier and
chargable crate.



French Brass with Dove Satin

Neptune Ceiling Light Large MCL51

WIDTH
1420mm | 56"

CONSTRUCTED FROM
Steel with decorative finish

MAXIMUM DROP
1600mm | 63"

LAMPSHADE SHOWN
4" Cylinder

MINIMUM DROP
640mm | 25 ¼"


LAMP
8 x 450lm (5w) LED E14
Candle

Additional chain available



FINISHES

1. Bronzed
2. Burnt Silver
3. French Brass
4. Custom Finish



This piece requires a
dedicated carrier and
chargable crate.



Gesso White

Axel Ceiling Light MCL57

WIDTH
1020mm | 40 ¼"

MAXIMUM DROP
1825mm | 72"

MINIMUM DROP
825mm | 32 ½"

Additional chain available

CONSTRUCTED FROM
Cast composite with decorative finish with hand cut and
polish brass detail

LAMP
LED supplied fitted

This product is not UL listed



FINISHES

1. Gesso White

This piece requires a
dedicated carrier and
chargable crate.



Brass

Luca Ceiling Light MCL36

WIDTH
755mm | 29 ¾"

MAXIMUM DROP
2250mm | 88 ¾"

MINIMUM DROP
570mm | 22 ½"

Additional chain available


CONSTRUCTED FROM
Hand cut textured and polished brass

LAMP
4 x 700lm (8w) LED E27 GLS



FINISHES
Brass

This piece requires a
dedicated carrier and
chargable crate.



White Gold

Blossom Ceiling Light Small without Shade MCL18S

WIDTH
430mm | 17"

MAXIMUM DROP
1535mm | 60 ½"


MINIMUM DROP
560mm | 22 ¼"

Additional chain available

CONSTRUCTED FROM
Forged steel with decorative finish and glass

LAMP
3 x 320lm (3w) LED G9 Capsule

FINISHES
1. Decayed Silver
2. White Gold
3. Custom Finish



Decayed Silver with Putty Silk

Blossom Ceiling Light Small with Shade MCL18S

WIDTH
430mm | 17"

MAXIMUM DROP
1535mm | 60 ½"

MINIMUM DROP
560mm | 22 ¼"


Additional chain available

CONSTRUCTED FROM
Forged steel with
decorative finish and glass


LAMPSHADE SHOWN
5 ½" Cylinder, finial fitting

LAMP
1 x 450lm (5w) LED E14
Candle

FINISHES
1. Decayed Silver
2. White Gold
3. Custom Finish



This piece requires a
dedicated carrier and
chargable crate.



Decayed Silver

Blossom Ceiling Light Large MCL18L

WIDTH
600mm | 23 ½"

MAXIMUM DROP
1825mm | 72"

MINIMUM DROP
880mm | 34 ¾"


Additional chain available

CONSTRUCTED FROM
Forged steel with decorative finish and glass

LAMP
3 x 320lm (3w) LED G9 Capsule

FINISHES
1. Decayed Silver
2. White Gold
3. Custom Finish





New Gold with Natural Linen

Quantum Ceiling Light MCL60M

WIDTH
1505mm | 59 ¼"

MAXIMUM DROP
1290mm | 51"

MINIMUM DROP
1290mm | 51"

Additional chain available

CONSTRUCTED FROM
Steel with decorative finish and glass spheres

LAMPSHADE SHOWN
5" Top Hat

LAMP
12 x 450lm (5w) LED E14 Candle


FINISHES

1. New Gold


2. New Silver

3. Custom Finish


1.



2.



3.



This piece requires a dedicated carrier and chargeable crate.



New Gold with Natural Linen

Quantum Ceiling Light Stairwell MCL60T

WIDTH
776mm | 30 ¾"

MAXIMUM DROP
2210mm | 87 ¼"

MINIMUM DROP
1225mm | 48 ¼"

Additional chain available

CONSTRUCTED FROM
Steel with decorative finish and glass spheres

LAMPSHADE SHOWN
5" Top Hat

LAMP
10 x 450lm (5w) LED E14 Candle

FINISHES

1. New Gold

2. New Silver

3. Custom Finish

1.



2.



3.



This piece requires a dedicated carrier and chargeable crate.



Nickel with Putty Silk

Lartigue Ceiling Light Oval MCL11

WIDTH
1210mm | 47 ¾"

MINIMUM DROP
735mm (500mm rod)

DROPS AVAILABLE
1. 735mm | 29" 2. 1035mm | 40 ¾" 3. 1335mm | 52 ½"

Custom rod lengths available upon request

CONSTRUCTED FROM
Nickel plated steel or steel with decorative finish with crystal cubes

LAMPSHADE SHOWN
4" Cylinders

LAMP
8 x 450lm (5w) LED E14 Candle

FINISHES

1. Burnt Silver

2. French Brass

3. Nickel

4. Custom Finish

1.



2.



3.



4.



This piece requires a dedicated carrier and chargeable crate.



Burnt Silver with Putty Silk

Lartigue Ceiling Light Round MCL13

WIDTH
870mm | 34 ¼"

MAXIMUM DROP
1315mm | 52"

MINIMUM DROP
340mm | 13 ½"

Additional chain available

CONSTRUCTED FROM
Nickel plated steel or steel with decorative finish with crystal cubes

LAMPSHADE SHOWN
4" Cylinders

LAMP
6 x 450lm (5w) LED E14 Candle

FINISHES

1. Burnt Silver

2. French Brass

3. Nickel

4. Custom Finish

1.



2.




3.



4.



This piece requires a dedicated carrier and chargeable crate.



French Brass with Champagne Perspex

Scalloped Bulkhead MCL31

WIDTH
550mm | 21 ¾"

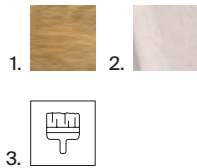
MAXIMUM DROP
120mm | 4 ¾"

CONSTRUCTED FROM
Cast composite and steel with decorative finish and perspex

LAMP
3 x 320lm (3w) LED G9 Capsule

FINISHES

1. French Brass with Champagne Perspex
2. Plaster White with Frosted White Perspex
3. Custom Finish



Aged Bronze

Allegra Bulkhead MCL81

WIDTH
400mm | 15 ¾"

MAXIMUM DROP
120mm | 4 ¾"


CONSTRUCTED FROM
Patinated brass

LAMP
LED supplied fitted

This product is not UL listed

FINISHES

1. Aged Brass
2. Aged Bronze
3. Custom Finish



Aged Brass

Riley Bulkhead MCL86

WIDTH
535mm | 21"


MAXIMUM DROP
205mm | 8"

CONSTRUCTED FROM
Patinated Brass

LAMP
4 x 806lm (7w) LED E27 GLS

FINISHES

1. Aged Brass
2. Aged Bronze
3. Custom Finish



Bronze with Putty Silk

Cross Braced Bulkhead MCL32

WIDTH
540mm | 21 ¼"

MAXIMUM DROP
120mm | 4 ¾"

CONSTRUCTED FROM
Patinated brass and perspex

DESIGNER'S NOTE
The patination of this piece will naturally evolve over time


LAMPSHADE SHOWN
20" Short Cylinder supplied with Champagne or Frosted Perspex diffuser

LAMP
3 x 450lm (5w) LED E14 Candle



FINISHES

1. Bronze
2. Custom Finish





Bronze with Putty Silk

Cross Braced Ceiling Light MCL12

WIDTH
540mm | 21 ¼"

MINIMUM DROP
557mm | 22"

DROPS AVAILABLE
1. 557mm | 22" 2. 797mm |
31 ½" 3. 1147mm | 45 ¼"

Custom rod lengths
available upon request

CONSTRUCTED FROM
Patinated brass and
perspex

DESIGNER'S NOTE
The patination of this piece
will naturally evolve over
time

LAMPSHADE SHOWN
20" Short Cylinder supplied
with Champagne or
Frosted Perspex diffuser

LAMP
3 x 450lm (5w) LED E14
Candle



FINISHES
1. Bronze
2. Custom Finish

1.



2.



Gold



Rose Pendant MCL70S

WIDTH
145mm | 5 ¾"

MAXIMUM DROP
1145mm | 45 ¼"

MINIMUM DROP
345mm | 13 ¾"

Extra Flex available

CONSTRUCTED FROM
Steel with decorative finish

LAMP
1 x 320lm (3w) LED G9 Capsule



FINISHES
1. Gold
2. Custom Finish

1.



2.



Bright Brass - Milk Glass

Orbit Pendant MCL55

WIDTH
120mm | 4 ¾"

MAXIMUM DROP
1195mm | 47"

MINIMUM DROP
320mm | 12 ¾"

Extra Flex/colour options available

LAMP
1 x 320lm (3w) LED G9 Capsule



FINISHES
1. Bright Brass - Milk Glass
2. Custom Finish

1.



2.



Clear with Brass



Trinket Pendant MCL62

WIDTH
150mm | 6"

MAXIMUM DROP
1224mm | 48 ¼"

MINIMUM DROP
320mm | 12 ¾"

Extra Flex/colour options available

CONSTRUCTED FROM
Blown glass and cast brass

LAMP
1 x 320lm (3w) LED G9 Capsule

FINISHES
1. Clear



Bright Silver

Orb Pendant Medium MCL43M

WIDTH
260mm | 10 ¼"

MAXIMUM DROP
1430mm | 56 ½"

MINIMUM DROP
470mm | 18 ¾"

Additional chain available

CONSTRUCTED FROM
Blown glass and brass with decorative finish

LAMP
1 x 700lm (8w) LED E27 GLS

FINISHES

1. Bright Gold

2. Bright Silver

3. Custom Finish

1. 

2. 

3. 



Bright Gold

Orb Pendant Small MCL43S

WIDTH
220mm | 8 ¾"

MAXIMUM DROP
1380mm | 54 ½"

MINIMUM DROP
420mm | 16 ¾"

Additional chain available

CONSTRUCTED FROM
Blown glass and brass with decorative finish

LAMP
1 x 700lm (8w) LED E27 GLS

FINISHES

1. Bright Gold

2. Bright Silver

3. Custom Finish

1. 

2. 

3. 



Pale Olive - Bronze

Big Bang Pendant MCL39

WIDTH
300mm | 11 ¾"

MAXIMUM DROP
1345mm | 53"

MINIMUM DROP
385mm | 15 ¼"

Additional chain available

CONSTRUCTED FROM
Blown and moulded glass with painted brass

LAMP
1 x 320lm (3w) LED G9 Capsule



FINISHES

1. Pale Olive - Bronze

2. Custom Finish

1. 

2. 



Bright Gold

Cocoon Pendant MCL42

WIDTH
250mm | 9 ¾"

MAXIMUM DROP
1410mm | 55 ¾"

MINIMUM DROP
450mm | 17 ¾"

Additional chain available

CONSTRUCTED FROM
Blown glass brass and steel with decorative finish

LAMP
1 x 700lm (8w) LED E27 GLS

FINISHES

1. Bright Gold

2. Bright Silver

3. Custom Finish

1. 

2. 

3. 



Plaster White

Ellory Pendant Small MCL69S

WIDTH
105mm | 4"

MAXIMUM DROP
1175mm | 46 ½"

MINIMUM DROP
375mm | 15"

Extra Flex/colour options available

CONSTRUCTED FROM
Cast composite with decorative finish

LAMP
1 x 320lm (3w) LED G9 Capsule



FINISHES

1. Plaster White
2. Custom Finish

1.



2.



Plaster White

Ellory Pendant Large MCL69L

WIDTH
135mm | 5 ¼"

MAXIMUM DROP
1220mm | 48 ¼"

MINIMUM DROP
420mm | 16 ¾"

Extra Flex/colour options available

CONSTRUCTED FROM
Cast composite with decorative finish

LAMP
1 x 320lm (3w) LED G9 Capsule



FINISHES

1. Plaster White
2. Custom Finish

1.



2.



Lamp *shades*



Lampshades

For every Porta Romana lamp, we carefully consider and recommend a shade for each lamp base. However, should you have another shape in mind, our in-house lampshade team are on hand to assist.

We can also help if you require changes to a vintage piece, are looking for an individual lampshade, or want to tweak a shade to fit a different lamp base. For all of our lampshades, you can select from our range of linens, silks and velvets, or alternatively provide your own fabric.

Our shades and bases are sold and priced separately.

Custom

Your lampshade can be made to your exact requirements.


- With all our lampshades you can:
- Amend proportions
 - Add baffles and diffusers
 - Add decorative trim
 - Swap gimbles
 - Colour match feather shades
 - Use any fabric
 - Replace a bespoke shade

Shapes




For our full range of shapes, fabrics and linings, visit portaromana.com

Fabrics



For more fabrics and linings visit portaromana.com

Light Output with a Natural Linen lampshade



All the shades shown above have a Natural linen outer with a different lining. Each of our linings presents a very different light output for your lamp. For more details please contact sales@portaromana.com.

Lampshade Pricing


Notes

- Prices listed in the previous Product Sections are with Fabric Lampshades with Card Lining which includes Champagne, Gold, Silver, Pewter, Cream or Clear.


— For Fabric linings please see Fabric with Fabric Lining prices.
- For technical information, please refer to the product tear sheets on our website.

— Dimensions are laid out as follows:
Base x Top x Slope.


CYLINDER

	AVAILABLE SIZES Inches	Millimetres	FABRIC WITH CARD LINING	FABRIC WITH FABRIC LINING	GATHERED SHADES
	4 x 4 x 6	102 x 102 x 152			
	4 ¼ x 4 ¼ x 7 ¼	108 x 108 x 184			
	5 x 5 x 8	127 x 127 x 203			
	14 x 14 x 8 ½	356 x 356 x 216			
	18 x 18 x 12	457 x 457 x 305			


TALL CYLINDER

	AVAILABLE SIZES Inches	Millimetres	FABRIC WITH CARD LINING	FABRIC WITH FABRIC LINING	GATHERED SHADES
	12 x 12 x 8 ½	305 x 305 x 2165			
	16 x 16 x 11 ¾	406 x 406 x 299			
	18 x 18 x 13	457 x 457 x 330			


LOW HAT

	AVAILABLE SIZES Inches	Millimetres	FABRIC WITH CARD LINING	FABRIC WITH FABRIC LINING	GATHERED SHADES
	13 x 13 x 12	330 x 330 x 305			
	16 x 16 x 14	406 x 406 x 356			


TOP HAT

	AVAILABLE SIZES Inches	Millimetres	FABRIC WITH CARD LINING	FABRIC WITH FABRIC LINING	GATHERED SHADES
	5 x 5 x 6 ½	127 x 127 x 165			
	7 x 7 x 8	178 x 178 x 203			
	11 x 11 x 11 ½	279 x 279 x 292			
	12 x 12 x 12 ½	305 x 305 x 318			
	13 x 13 x 13 ½	330 x 330 x 343			
	14 ½ x 14 ½ x 15	368 x 368 x 381			
	16 x 16 x 15 ¾	406 x 406 x 400			
	17 x 17 x 17 ¼	422 x 422 x 451			


BONGO

	AVAILABLE SIZES Inches	Millimetres	FABRIC WITH CARD LINING	FABRIC WITH FABRIC LINING	GATHERED SHADES
	5 ½ x 4 ¼ x 6 ¼	140 x 108 x 159			
	7 x 6 x 6 ½	178 x 152 x 165			
	8 x 7 x 7 ½	203 x 178 x 192			
	10 x 8 x 9	254 x 203 x 229			
	11 x 9 x 10	279 x 229 x 254			
	13 x 11 x 11 ½	330 x 279 x 292			
	14 x 11 ½ x 12 ½	356 x 292 x 318			
	15 x 13 x 14	381 x 330 x 356			
	16 x 13 x 14	406 x 330 x 356			
	17 x 14 x 15 ¼	432 x 356 x 387			
	18 x 15 x 16	457 x 381 x 406			

DRUM

	AVAILABLE SIZES Inches	Millimetres	FABRIC WITH CARD LINING	FABRIC WITH FABRIC LINING	GATHERED SHADES
	11 x 10 x 8	279 x 254 x 203			
	14 x 13 x 10	356 x 330 x 254			

EMPIRE

	AVAILABLE SIZES Inches	Millimetres	FABRIC WITH CARD LINING	FABRIC WITH FABRIC LINING	GATHERED SHADES
	6 x 3 ½ x 6 ½	152 x 89 x 165			
	10 x 5 x 7 ¾	254 x 127 x 197			
	16 x 11 x 11	406 x 279 x 279			
	18 x 12 x 13	457 x 305 x 330			

FEZ



AVAILABLE SIZES Inches	Millimetres	FABRIC WITH CARD LINING	FABRIC WITH FABRIC LINING	GATHERED SHADES
5 ½ x 4 ¼ x 5 ¼	140 x 108 x 133			
6 x 5 ½ x 6	152 x 140 x 152			
8 x 6 x 8	203 x 152 x 203			
10 x 8 x 9 ¼	254 x 203 x 235			
12 x 11 x 11 ¼	305 x 279 x 286			
15 x 14 x 12 ¾	381 x 356 x 324			
16 x 15 x 13 ½	406 x 381 x 343			
17 x 16 x 15 ¼	432 x 406 x 387			

SLIM OVAL



AVAILABLE SIZES Inches	Millimetres	FABRIC WITH CARD LINING	FABRIC WITH FABRIC LINING	GATHERED SHADES
9 x 4 x 8 x 3 ¾ x 5	229 x 102 x 203 x 95 x 127			
10 ½ x 4 ¾ x 9 x 4 x 5 ¾	267 x 121 x 229 x 102 x 146			

STRAIGHT OVAL




AVAILABLE SIZES Inches	Millimetres	FABRIC WITH CARD LINING	FABRIC WITH FABRIC LINING	GATHERED SHADES
12 x 7 ¼ x 8	305 x 184 x 203			
16 x 10 x 9 ½	406 x 254 x 241			
18 x 11 x 10 ¼	457 x 279 x 260			
20 x 12 x 11	508 x 305 x 279			
22 x 14 x 13	559 x 356 x 330			

SLIM STRAIGHT OVAL



AVAILABLE SIZES Inches	Millimetres	FABRIC WITH CARD LINING	FABRIC WITH FABRIC LINING	GATHERED SHADES
10 ½ x 5 ½ x 10	267 x 140 x 254			
15 x 8 ¼ x 10 ¾	381 x 210 x 273			

SHORT CUBE



AVAILABLE SIZES Inches	Millimetres	FABRIC WITH CARD LINING	FABRIC WITH FABRIC LINING	GATHERED SHADES
4 x 4 x 7	102 x 102 x 178			

RECTANGLE



AVAILABLE SIZES Inches	Millimetres	FABRIC WITH CARD LINING	FABRIC WITH FABRIC LINING	GATHERED SHADES
14 x 7 x 8 ½	357 x 178 x 216			
16 x 8 x 8	406 x 203 x 203			
19 x 8 x 9 ½	483 x 203 x 241			

Terms & Conditions

ORDERS, PAYMENT AND PRICING

— All orders placed with Porta Romana and any subsequent amendments to orders must be received by email or in writing.

— Unless credit account terms have been agreed, all goods ordered (other than Quickship) will be subject to 50% payment on placement of order with the balance payment due prior to despatch. Quickship orders require a full payment on placing the order because of the short lead time to despatch the goods.

— Delivery times will be confirmed once the order has been placed and the deposit paid.

— Deliveries outside of the UK exclude all taxes and customs charges which are payable locally by the receiver on delivery of the goods.

— All prices quoted are in Sterling and inclusive of VAT. Prices are exclusive of any crates required, freight, duties and export taxes.

— Any order placed of a high value or custom nature, may require special payment terms to be agreed prior to accepting the order.

— Our preferred payment method is by bank transfer.

— Porta Romana Limited will not accept local bank charge deductions.

— Separate charges may apply for country specific import certification requirements such as SASO, EUR1, ATRI, IECEE and Certified Invoices for customs clearance.

— Prices quoted may be subject to change without prior notice at the sole discretion of Porta Romana Limited.

— No minimum order quantity is required.

— Porta Romana Limited reserves the right to discontinue items without notice.

— Prices are for products designed and wired for use in the UK market only. For European or US Products, please refer to the relevant Product Guides or view online.

DAMAGES, RETURNS AND CANCELLATIONS

— In the event of damaged or missing goods, and where liable, Porta Romana Limited will endeavour to rectify the situation as promptly as possible.

— All damages and/or missing items must be notified within 3 working days of receipt of goods. Please include a photograph of the damaged item and packaging with a returns form. A replacement order will be sent upon receipt of a completed returns form.

— Porta Romana Limited must be notified if goods are not due to be unpacked within 3 days of receipt.

— Porta Romana Limited will take no responsibility for damages incurred in transit when using your own shippers. A signature from your chosen courier on collection confirms that they are in receipt of the order on your behalf, in good condition, and that the boxes have been labelled in accordance with their specifications. Your shipper should provide you with the necessary insurance to cover your order.

— Cancellation of any order once manufacture is under way, or goods returned for reasons of unsuitability will be accepted at the discretion of Porta Romana and will be subject to a minimum returns charge of 20% plus transport costs. Porta Romana will not be responsible for return shipping costs for goods that are no longer required.

— Where goods are accepted for return, it is the responsibility of the client to ensure that they are received in a saleable condition. Any damages incurred will be the responsibility of the customer and will impact the return value. Porta Romana will not accept items for re-stocking later than 60 days from date of invoice.

— Cancellation of any custom order will be subject to a 50% cancellation fee.

— Where a customer has provided their own material or has confirmed that Porta Romana supply furniture in a non-upholstery rated fabric, Porta Romana will not be liable for the resulting finish of the product.

COLLECTIONS

— Shippers should advise us in advance of any special documentation required and liaise with you directly regarding insurance for your shipment.

— Once goods have been collected and signed for by your designated shipper, they are no longer the responsibility of Porta Romana Limited.

— All goods provided on an ex-works basis will not be subject to VAT at the prevailing UK rate, provided that Proof of Export is given within 90 days of invoice and/or full payment, whichever is the earlier.

— Orders which have been packed ready for shipping and are not collected within 2 weeks will be subject to storage charges.

RETENTION OF TITLE

Title to the goods (that we sell to you) shall remain vested in Porta Romana and shall not pass to you (“the buyer”) until the purchase price of the goods has been paid in full and received by us. Until title to the Goods passes:

— We (Porta Romana) shall have authority to retake, sell or otherwise deal with and/or dispose of all or any part of the Goods;

— We (Porta Romana) and its agents and employees shall be entitled at any time and without the need to give notice enter upon any property upon which the Goods or any part are stored, or upon which we (Porta Romana) reasonably believe them to be kept;

— You (the Buyer) shall store or mark the Goods in a manner reasonably satisfactory to Porta Romana indicating that title to the Goods remains vested in Porta Romana; and

— You (the Buyer) shall insure the Goods to their full replacement value and arrange for Porta Romana to be noted on the policy of insurance as the loss payee.

Irrespective of whether title to the Goods remains vested in Porta Romana, risk in the Goods shall pass to you {the Buyer} upon delivery.

COMPANY REGISTRATION DETAILS

Company Reg. No: 3950316 Registered in England and Wales VAT Reg. No: 164863873 Registered address: Porta Romana Limited, Northbrook Business Park, Farnham, Surrey GU10 5EU

Wiring Information

GENERAL

— All lighting products are supplied wired for UK and European 220-240 V voltage. Alternatively we can supply product wired for other worldwide regions. Different pricing may apply.

— Wiring instructions will be shipped with each wall light or ceiling fixture. They are to be used as a guide only. All fixed lighting products must be wired in by a qualified electrician.

— Many wall lights require internal wall connection, please request a data sheet if more information is required.

— Where a plug is supplied it will be a 3 amp square pin plug for UK destinations or a 2 pin Schuko plug for Europe.

FLEX INFORMATION

— As standard the flex exits at the base of the lamp. Where a table lamp is listed with a flex symbol the flex exits at the bottom of the lamp holder below the shade.

— Table lamps are supplied with approximately 160cm of flex. The in-line switch (on/off) is positioned 20cm from the base of the lamp.

— Floor lamps are supplied with approximately 230cm of flex. The foot switch (on/off) is positioned 30cm from the base of the lamp.

BATHROOM WALL AND CEILING LIGHTS

— Where a product is shown with a tap symbol the lamp holder fitting is entirely sealed with a glass dome cover and is IP44 Rated. This means that it is suitable for installation in interior locations subject to moderate degrees of moisture, such as bathrooms.

—The recommended shade is not splash proof nor are painted/ plated finishes, which may tarnish or deteriorate if they are in a steamy environment or subjected to water spray on a regular basis.

— If a wall light is intended to be fitted to a mirror it is advisable to contact Head Office to check suitability.

— Shades supplied with a bathroom wall light will have a shade ring fitting.

— Bathroom wall light specification:

LAMP	1 x G-9 Lamp
MAX WATTAGE	25W
VOLTAGE	220-240 V

— See page 215 for important warranty information.

LIGHT BULBS

— Porta Romana has partnered up with Tala Lighting to produce LED lightbulbs that use 90% less energy than their incandescent equivalent and have a lifespan of around 10 years.

— Tala bulbs deliver a warm white light and smooth, responsive and stable dimming from full power down to zero or near-zero light output.

— Tala bulbs have a high Colour Rendering Index (CRI) of 95, making for gallery quality lighting to perfectly light our products' range of glazes and finishes.

— Light bulbs are included in your order.

— The light bulbs we supply are G9 ES/SES or Encapsulated at an appropriate wattage (not the maximum wattage).

— The maximum wattages for lamp bulbs are labelled on both the lamp holder and inside the lampshade. Where these differ please be guided by the lowest wattage. Always adhere to this advice for your safety.

HOW MANY LUMENS DO YOU NEED? (240V)

Brightness in lumens	220+	400+	700+	900+	300+
Standard	25w	40w	60w	75w	100w
G-9	18w	28w	42w	53w	70w
CFL	6w	9w	12w	15w	20w
LED	4w	6w	10w	13w	18w

Shipping Information

All orders are despatched from our Head Office in Surrey and not via our London showroom.

UK freight is priced at point of order.

UK MAINLAND

— Mainland UK deliveries are on a standard overnight service. Remote or Northern Scotland can increase to 2 - 4 working days.

— Special deliveries at specific times are by arrangement only and may incur additional costs.

— Delivery of furniture and other vulnerable items is by quotation. Crating charges may apply.

— Please request a quotation for non-mainland UK deliveries.

WHITE GLOVE DELIVERY SERVICE

Available throughout Great Britain & Western Europe, please contact Head Office for a quotation.

— Items are transported from our Head Office in Surrey, UK and placed directly in the room you specify.

— Packaging will be removed and crates may not be required.

— Please note that this service may be slower than standard shipping options.

— Please allow 48 hours for a white glove shipping quote.

OVERSEAS

— Orders requiring crating or special transportation will be quoted on an individual basis.

— Freight deliveries will be delivered kerbside as standard. Tail lift deliveries can be quoted upon request.

— Separate charges will apply for country specific import certification requirements such as SASO, EURI, ATRI, ICECEE and Certified Invoices for customs clearance. Documentation lead times are post completion of order.

— All other Worldwide deliveries are quoted on an individual basis. Please allow 24hrs for a shipping quote.

— Shipments to destinations within the UK will be subject to VAT.

— Porta Romana Limited reserves the right to make partial shipments.

— Standard European deliveries are priced at 7.5% of order value with a minimum of £55/€75.

— European countries outside of the EU are priced at 13% of order value with a minimum of £125/€165.

Policies, Standards & Warranty

WARRANTIES

Porta Romana Limited is a Lighting Association ‘Code of Practice’ accredited company. All lighting products are made using the finest materials and wiring assembly processes are carried out and monitored to the highest standards. Unless particularly delicate features of a product design are either obvious or specifically drawn to the attention of the buyer or user, it is warranted that all such items:

— Are of contract quality and suitable for use in commercial interiors

— Wired and tested to all relevant, and current standards and UKCA/ CE marked

— Provided with Certificates of Conformity as and when required, to the following standards BS 4533 Section 102.1: 1990 EN 60598-2-1: 1989 BSEN 60598-1-2008 Fixed General Purpose Luminaires; and BS EN 60598-1-2008, BS EN 60598-2-4-1998 Portable General Luminaires

— All products are assembled with the use of British Standard or European Standard components

UNITED STATES (UL & CUL LISTED)

Porta Romana Limited has UL standard approval to supply lighting product bearing the UL and CUL mark under the following file numbers:

— E310263 Incandescent, Surface Mounted Luminaires

— E467482 LED, Surface Mounted Luminaires

— E314811 Luminaires Portable

— All products are assembled using UL listed/recognised components to a minimum standard as required by Underwriters Laboratories Inc.

All other warranties either express or implied, are expressly excluded, including the warranty of fitness for a particular purpose.

BATHROOM WALL LIGHT WARRANTY

Where a Wall Light (Sconce) is specified as being suitable for Bathroom use, the suitability is warranted only with regard to the regulatory approval for the wiring system which has been approved with IP44, IP65, UL and/or CUL ratings for damp locations. The Wall Light (Sconce) is not warranted for bathroom use in terms of construction material, finish or lampshade material and the suitability on these grounds must be judged by the Interior Designer or the end user based on their understanding of the conditions of the space for which the Wall Light (Sconce) is intended.

GENERAL

Porta Romana Limited offers a 2 year warranty on all products except lampshades (where a 1 year warranty applies) against manufacturing defects. This warranty excludes damage resulting from shipping, accident, alteration, misuse, tampering, negligence, abuse, or ordinary wear and tear.

Porta Romana Limited is not responsible for damages relating to natural fading or discolouration, oxidation, humidity, prolonged exposure to sunlight or salt air or other unsuitable environmental conditions.

Wood, stone, glass, iron, brass, and other decorative materials vary in tone, colour, character and texture: variations are inherent in such materials and finishes and should be expected.

DESIGN POLICY AND COPYRIGHT

All products are exclusive designs belonging to Porta Romana Limited. Please do not submit design sheets featuring Porta Romana products to other manufacturing companies. Any manufacturer found to be re-producing a Porta Romana design will be breaching copyright or EU Design Right laws.

WEBSITE POLICY

Please contact Porta Romana Head Office in advance of designing a website which includes any Porta Romana images. In appropriate instances, use of images will be allowed at the sole discretion of Porta Romana and subject to signing a partner image licence and the following conditions. All websites featuring Porta Romana images must be approved before going live. The text ‘From the Porta Romana collection’ must be included alongside any images featured Porta Romana images are not to be changed or altered in any way.

DATA PROTECTION

To the extent that you as Representative “process” any “personal data” on behalf of your client, you will do so as “processor” on behalf of your client (such terms having the meanings given to them in the General Data Protection Regulation 2016/679, the “GDPR”). You warrant that you are entitled to provide us “Porta Romana” with any such personal data for the purposes of our performance to your client and our services to you.

We undertake to comply with the obligations required to be placed on us pursuant to the GDPR as if such obligations were set out in these terms, including the obligations set out at Article 28.3 of the GDPR, in relation to any personal data that we process on your behalf. In particular, but without limiting those obligations, we agree to process such data only in accordance with your instructions, and to irretrievably delete all such data upon your request. Please refer to our Privacy Policy for further information

Agents & Distributors

UNITED KINGDOM

Registered Office:
Northbrook Business Park,
Farnham, Surrey GU10 5EU
+44 (0)1420 23005
sales@portaromana.com
portaromana.com

Showroom:
Ground Floor, Design Centre Chelsea
Harbour, London SW10 OXE
+44 (0)20 7352 0440
Registered in England & Wales
Company Reg. No. 3950316
VAT Reg. No. 164863873

Porta Romana Limited has Brand
Ambassadors and Agents covering the
United Kingdom and Northern Ireland.
Please contact our Head Office for
further details.

AUSTRALIA
South Pacific Fabrics, 195 Paddington
Street, Paddington, NSW 2021
Showrooms also in Melbourne & Brisbane
t: +61 2 9327 7222
f: +61 2 9327 3311
e: enquiries@southpacificfabrics.com

AUSTRIA
Margit Grunner, First Choice Interiors,
Scheffergasse 35/2 A-2340 Moedling,
Austria
t: +43 699 1066 0033
e: first.choice@icloud.com

ITALY
Lattore Diffusione SAS, Via C. Beaumont,
25 - 10138 Torino, Italy
t: +39 0114330597
f: +39 0114330622
e: info@lattorediffusione.com

SWEDEN
Frank & Cordinata, Jungfrugatan 6, 114 44
Stockholm
t: +46 8665 4945
f: +46 8665 4955
e: info@frank-cor.se

SWITZERLAND
Showroom 77, 8 route de Vireloup, 1293
Bellevue, Suisse
t: +41 22 774 08 10
f: +41 22 774 08 11
e: office@showroom77.ch

TAIWAN
Yi's Furniture & Project Consulting co. Ltd,
No. 22, Lane 252, Sec. 1 Tun-Hua S. Rd.
Taipei, Taiwan
t: +886 2 2781 3131
f: +886 2 8773 3688
e: info2@yi8c.com

TURKEY
Keyf Interior, Firuzaga Mah. Cukurcuma
Caddesi 36/B Cukurcuma - Beyoglu -
Istanbul
t: +90212 2466030
e: info@keyfist.com

ALL OTHER COUNTRIES
Please contact our Head Office
for more information
t: +44 (0)1420 23005
e: sales@portaromana.com

BELGIUM / LUXEMBOURG
Porcher, St Michielslaan 117 Boulevard St
Michel, 1040 Brussels, Belgium
t: +32 2 735 7576
f: +32 2 735 7369
e: porcher@porcher.be

FINLAND
S.W. Lauritzen & Co. Oy Ab, Tehtaankatu 24
A, 00140 Helsinki, Finland
t: +358 927 27030
f: +358 927 270 310
e: info@lauritzen.fi

FRANCE
SLC Diffusion, 10 rue de la liberté, 69160
Tassin La Demi Lune, France
t: +33 6 14 20 87 82
e: sophie@slcdiffusion.fr

GERMANY NORTH & CENTRAL
Antje Kepplinger
t: +49 177 208 07 24
e: sales@portaromana.com

GERMANY SOUTH
Michael Frensch Handelsagentur
t: +49 177 279 00 56
e: sales@portaromana.com

GREECE
BDA Ltd, Charitos 16 & Loukianou, 10675
Kolonaki, Athens, Greece
t: +30 210 7243 433
f: +30 210 7240002
e: operations@bda.gr

HONG KONG
Altfield Enterprises Limited, 1101, Nine
Queen's Road, Central Hong Kong
t: +852 2524 4867
f: +852 2524 5676
e: clifford@altfield.com.hk

Agents & Distributors

UNITED STATES

NORTH AMERICA
JBI Agency Exclusive Agent, 1201 20th
Street, Unit 307, Miami Beach, FL 33139
+1 646 207 0498
jackbentley@portaromana.com

ATLANTA
Jerry Pair & Associates, 351 Peachtree Hills
Ave, Suite 508, Atlanta, Georgia 30305
Territory: Georgia | Mississippi | North
Carolina | South Carolina | Tennessee |
Alabama
t: +1 404 261 6337
f: +1 404 261 0795
e: infoatlanta@jerrypair.com

BOSTON
Studio 534, One Design Center Place, Suite
534, Boston, Massachusetts 02210
Territory: Massachusetts | Connecticut
(exc. Fairfield County) | Upstate New York |
Vermont | New Hampshire | Rhode Island |
Maine
t: +1 617 345 9900
f: +1 617 345 9910
e: josh@s5boston.com

CHICAGO
Holly Hunt, 222 Merchandise Mart Plaza,
Suite 1428, Chicago, IL 60654
Territory: Illinois | Kansas | Indiana | Michigan
| Missouri | Wisconsin | Minnesota | Iowa |
Western Pennsylvania | Ohio (exc. Cleveland)
t: +1 617 345 9900
e: chicago@hollyhunt.com

CLEVELAND
Jennifer Laouari, Shaker Heights OH 44122
Territory: Cleveland and surrounding areas
t: (646) 298 0700
e: jenniferlynnlaouari@gmail.com

DALLAS
Culp Associates, 1025 N. Stemmons Frwy,
Dallas, Texas 75207
Territory: Texas | Louisiana | Oklahoma |
Arkansas | Mexico
t: +1 214 651 0510
f: +1 214 745 1755
e: sales-dallas@culpassociates.com

DENVER
John Brooks Inc., 601 South Broadway, Suite
L, Denver, Colorado 80209
Territory: Colorado | Utah | Wyoming | North
Dakota | South Dakota | Montana | Nebraska
| Arizona | New Mexico
t: +1 303 698 9977
f: +1 303 698 9797
e: info@johnbrooksinc.com

FLORIDA
Jerry Pair & Associates, 2862 Pershing
Street, Hollywood, Florida 33020
Territory: Florida
t: +1 954 923 3330
f: +1 954 921 1916
e: infoflorida@jerrypair.com

HOUSTON
Culp Associates, Decorative Center of
Houston, 5120 Woodway Drive, Suite 4018,
Houston, Texas 77056
Territory: Houston | Southern Texas
t: +1 713 623 4670
f: +1 713 623 0171
e: jessica@culpassociates.com

LOS ANGELES
Kneedler Fauchere, Pacific Design Center,
8687 Melrose Avenue, Suite B600, Los
Angeles, CA 90069
Territory: Southern California | Las Vegas
t: +1 310 855 1313
f: +1 310 855 0188
e: dohara@kneedlerfauchere.com

NEW YORK
Holland & Sherry, 979 Third Avenue, Suite
1402, New York, NY, 10022
Territory: State of New York & Tri-State
Area - New York Metro | Connecticut (South
of New Haven) | Eastern Long Island | New
Jersey | Hudson Valley
t: +212 355 6241
e: sguild@hollandandsherry.com

SAN FRANCISCO
Kneedler Fauchere, 101 Henry Adams Street,
Suite 170, San Francisco, CA 94103
Territory: Northern California | Northern
Nevada | Hawaii
t: +1 415 487 6180
f: +1 415 487 6192
e: sanfranciscoinfo@kneedlerfauchere.com

SEATTLE
Jennifer West, 5701 Sixth Avenue South,
Suite 100, Seattle, Washington 98108
Territory: Alaska | Idaho | Oregon |
Washington
t: +1 206 405 4500
f: +1 206 405 4513
e: jwest@jwshowroom.com

WASHINGTON DC
Rue IV, 1099 14th St NW #220, Washington,
DC 20005
Territory: Pennsylvania (Inc. Pittsburg)
| Southern New Jersey | Delaware
Washington DC. | Maryland | Virginia | West
Virginia
t: (202) 646-1774
e: hello@ruefour.com
w: http://ruefour.com/

CANADA

TORONTO
South Hill Home, 146 Dupont Street, Toronto,
Ontario M5R 2E6
t: +1 416 924 7224
e: info@southhillhome.com

VANCOUVER
AnneStarr, 298 Alexander Street, Vancouver,
BC V6A 2Z1
t: +1 604 254 3336
e: sales@annestarr.ca

Index

Adam Lamp Large	85	Cross Braced Bulkhead	197
Adam Lamp Small	85	Cross Braced Ceiling Light	198
Agnes Lamp	90	Cross Braced Floor Lamp	124
Allegra Bulkhead	197	Crystal Strata Column Lamp	82
Arc Floor Lamp	125	Crystal Strata Lamp	82
Atticus Lamp	95	Curate Lamp	75
Aubrey Ceiling Light	173		
Auden Lamp	70	D	
Augustus Coffee Table	33	Danseur Lamp	101
Augustus Side Table	33	Daphne Floor Lamp	121
Aurelia Mirror	46	Dougal Lamp	58
Avocado Lamp Large	77	Droplet Lamp	79
Avocado Lamp Small	77	Duck Feet Lamp	100
Axel Ceiling Light	191	Duke Lamp	106
		Dumpling Lamp	78
B		Dylan Lamp	58
Baby Library Wall Light	161		
Baobab Lamp	57	E	
Barbara Lamp	91	Edith Wall Light	167
Bark Mirror	47	Elephant Lamp	94
Beatrice Wall Light	132	Ellis Lamp	66
Beckett Ceiling Light	188	Ellory Pendant Large	202
Bedside Wall Light	160	Ellory Pendant Small	202
Bentley Wall Light	160	Emperor Bathroom Wall Light	163
Bianca Ceiling Light	191	Erno Lamp	98
Bianca Lamp	103	Escher Wall Light	144
Bianca Portable Lamp	103	Etienne Lantern	174
Big Bang Lamp	79	Eva Mirror	43
Big Bang Pendant	201		
Bishop Lamp	75	F	
Blob Lamp	68	Fig Side Table	32
Blossom Ceiling Light Large	193	Fishtail Console	34
Blossom Ceiling Light Small with Shade	192	Fitzgerald Lamp Large	83
Blossom Ceiling Light Small without Shade	193	Fitzgerald Lamp Small	83
Blossom Wall Light	149	Flask Lamp	63
Boublé Lamp	56	Florence Ceiling Light	183
Boudica Lamp	68	Florentine Leaf Lamp	100
Bronte Ceiling Light	179	Flynn Caged Floor Lamp	119
Bronte Wall Light	136	Flynn Caged Lamp	104
		Flynn Caged Stairwell Lantern	185
		Flynn Caged Wall Light	145
C		Flynn Wall Light	150
Cabochon Lamp	73	Forest Floor Lamp	118
Cardinal Lamp	76	Fountain Lamp	93
Casaubon Lamp	66	Frost Lamp	73
Caulfield Side Table	37	Funky Robin Table Lamp Small	102
Chianti Lamp	74		
Chloe Wall Light Large	156	G	
Chloe Wall Light Small	156	Gertrude Mirror Large	51
Clam Shell Mirror	41	Gertrude Mirror Small	51
Clam Shell Wall Light	128	Giacometti Bench	26
Cloudy Robin Ceiling Light	180	Giacometti Centre Table	24
Cocoon Pendant	201	Giacometti Champagne Table	22
Coffee Bean Lamp	84	Giacometti Cocktail Table	22
Cologne Lamp	71	Giacometti Coffee Table	28
Compton Ceiling Light Large	177	Giacometti Dining Table	28
Compton Ceiling Light Oval	178	Giacometti Gamma Table	25
Compton Ceiling Light Small	178	Giacometti Lamp Table	24
Compton Ceiling Light Two Tier	177	Giacometti Lantern Large	175
Compton Wall Light	128	Giacometti Lantern Small	175
Conrad Lamp	59	Giacometti Large Console	21
Constance Lamp	97	Giacometti Large Slimline Console	20
Covex Wall Light Large	154	Giacometti Leaf Lamp	90
Covex Wall Light Small	154	Giacometti Ottoman	27
Cow Wall Light	166	Giacometti Oval Drum Table	23
Crater Mirror	49	Giacometti Side Table	23
Crawford Ceiling Light Large	176	Giacometti Slimline Bench	26
Crawford Ceiling Light Small	176	Giacometti Small Console	21
Crawford Wall Light	137	Giacometti Small Slimline Console	20
Cross Arm Wall Light	167	Giacometti Smoking Table	25

PR

Index

Giacometti Stool			27
Giraffe Lamp	113		
Gourd Lamp	84		
Grace Lamp	61		
H			
Halley Wall Light	153		
Hardy Lamp	94		
Harry Desk Lamp	107		
Hedgehog Lamp	80		
Holbein Mirror	40		
Holbein Mirror with Lights	40		
Holden Ceiling Light	189		
Holden Desk Lamp	108		
Holden Floor Lamp	116		
Holden Lamp Large	109		
Holden Lamp Small	109		
Holden Wall Light Large	141		
Holden Wall Light Small	141		
Honeycomb Console	29		
Honeycomb Side Table	29		
Huck Wall Light Large	139		
Huck Wall Light Small	139		
Hugo Floor Lamp	117		
Husk Lamp Large	64		
Husk Lamp Small	64		
Huxley Flexible Wall Light	158		
Huxley Floor Lamp	116		
Huxley Lamp	108		
Huxley Wall Light	140		
Hydra Floor Lamp	121		
I			
Iago Ceiling Light	185		
Ianthe Lamp	61		
Infinity Mirror	53		
Ivy Shadow Ceiling Light Large with Chain	183		
Ivy Shadow Ceiling Light Large with Flute	182		
Ivy Shadow Ceiling Light Small	182		
Ivy Shadow Mirror	46		
J			
Jordan Wall Light Large	159		
Jordan Wall Light Small	159		
K			
Kelly Floor Lamp	117		
Kinetic Lamp	104		
Kingsley Wall Light	140		
L			
Lartigue Ceiling Light Oval	195		
Lartigue Ceiling Light Round	195		
Lartigue Wall Light	157		
Laurel Mirror Rectangular Large	44		
Laurel Mirror Rectangular Small	44		
Laurel Mirror Round	45		
Lava Lamp	70		
Leaf I Wall Light Large	152		
Leaf I Wall Light Small	152		
Library Wall Light	161		
Lilburn Wall Light Large	162		
Lilburn Wall Light Small	162		
Lille Floor Lamp	118		
Lille Lamp	113		
Lille Wall Light	142		
Liotard Lamp	92		
Llama Wall Light	166		
Logan Cocktail Table	16		
Logan Console	15		
Logan Dining Table			17
Logan Hall Table	15		
Logan Oval Coffee Table	16		
Logan Wall Mount Console	17		
Lollipop Ceiling Light Extra Small	186		
Lollipop Ceiling Light Large	186		
Lollipop Ceiling Light Short	187		
Luca Ceiling Light	192		
Luca Wall Light	157		
M			
Man 1 Lamp / Woman 1 Lamp	91		
Man 3 Floor Lamp	123		
Manhattan Sculpted Lamp	112		
Marley Ceiling Light	188		
Marlin Bathroom Wall Light	163		
Marlowe Lamp	57		
Matchstick Wall Light	153		
Maudie Lamp	93		
Medici Piccolo Wall Light	138		
Metal Curl Wall Light	165		
Metropolis Lamp	95		
Mimi's Robin Wall Light	137		
Miro Ceiling Light	184		
Miro Console	32		
Miro Drum Table	30		
Miro Elliptical Console	30		
Miro Lamp	99		
Miro Large Centre Table	31		
Miro Pumpkin Ceiling Light	184		
Miro Small Centre Table	31		
Miro Wall Light	146		
Monty Lamp	110		
Monty Wall Light Junior	143		
Monty Wall Light Senior	143		
Moons Lamp	88		
Motu Floor Lamp	120		
Motu Lamp	111		
Mushroom Mirror	47		
Mushroom Wall Light Large	129		
Mushroom Wall Light Small	129		
Mussel Shell Bathroom Wall	164		
Mussel Shell Mirror	45		
N			
Nash Lamp Large	89		
Nash Lamp Small	89		
Neolith Wall Light	136		
Neptune Ceiling Light Large	190		
Neptune Ceiling Light Small	190		
Nicolas Wall Light	150		
Nina Lamp	65		
Nola Lamp	88		
Nugget Mirror	48		
O			
O Console	35		
Olivier Floor Lamp	122		
Olivier Wall Light	146		
Opheila Wall Light Large	133		
Opheila Wall Light Small	133		
Orb Pendant Medium	200		
Orb Pendant Small	200		
Orbit Ceiling Light	181		
Orbit Pendant Mini	199		
Othello Lamp	92		
Oyster Ceiling Light	173		
Oyster Wall Light	130		
P			
Pasteur Lamp Large	86		
Pear Lamp	74		
Pearldrop Lamp	76		
Pendolino Wall Light Large	151		
Pendolino Wall Light Small	151		
Perfume Bottle Lamp	71		
Phoebe Lamp	62		
Picture Wall Light	158		
Pillar Wall Light	142		
Pioche Mirror	41		
Pip Wall Light	138		
Piper Lamp	56		
Prism Lamp	78		
Pumpkin Lamp	67		
Q			
Quantum Ceiling Light	194		
Quantum Ceiling Light Stairwell	194		
R			
Radley Mirror	52		
Reading Floor Lamp	124		
Reuben Mirror	52		
Rhomboid Console	34		
Ridley Lamp	65		
Rigby Lamp	60		
Riley Bulkhead	196		
Ring Wall Light	147		
Ripple Wall Light	144		
Riviera Mirror	50		
Riviera Mirror Tall	50		
Rockefeller Lamp	99		
Rockin' Robin Ceiling Light	180		
Rose Pendant	198		
Runes Mirror	49		
S			
Sabre Wall Light	148		
Salpertini Wall Light	135		
Salperton Ceiling Light	174		
Salperton Lamp Large	105		
Salperton Lamp Small	105		
Salperton Wall Light Large	134		
Salperton Wall Light Small	124		
Salvatore Console Large	18		
Salvatore Console Small	18		
Salvatore Nest Of Tables	19		
Salvatore Oval Coffee Table	19		
Scallop Shell Wall Light	164		
Scalloped Bulkhead	196		
Scruffy Ribbon Wall Light	145		
Selina Console	36		
Selina Side Table	36		
Shisha Lamp	60		
Sleepy Robin Table Lamp Large	102		
Solstice Wall Light	165		
Spin Floor Lamp	122		
Spin Lamp	97		
Spry Ceiling Light Large	172		
Spry Ceiling Light Small	172		
Spry Wall Light Large	131		
Spry Wall Light Medium	132		
Spry Wall Light Small	131		
Sputnik Ceiling Light	187		
Stages Lamp	107		
Stanley Coffee Table	14		
Stanley Console	14		
Static Floor Lamp	119		
Static Lamp	98		
Steel Plates Wall Light	135		

PR

*“Craftspeople are
the heart of
Porta Romana,

and we're fortunate
enough to work with
exceptional makers

from across the
British Isles.”*



THE PORTA ROMANA PRODUCT GUIDE HAS BEEN PRINTED BY PUREPRINT, A CARBONNEUTRAL COMPANY, ON AN FSC CERTIFIED PAPER FROM RESPONSIBLE SOURCES. THE PAPER IS CARBON BALANCED WITH THE WORLD LAND TRUST, AN INTERNATIONAL CONSERVATION CHARITY, WHO OFFSET CARBON EMISSIONS THROUGH THE PURCHASE AND PRESERVATION OF HIGH CONSERVATION VALUE LAND.

PR